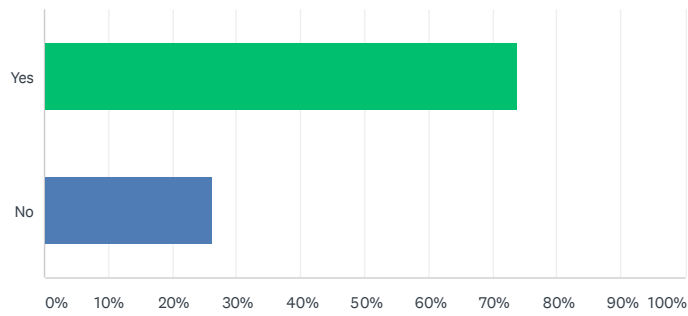


# **Appendix H - Survey Results**

### Q1 Are you a permanent resident of Manistee County?

Answered: 395 Skipped: 0

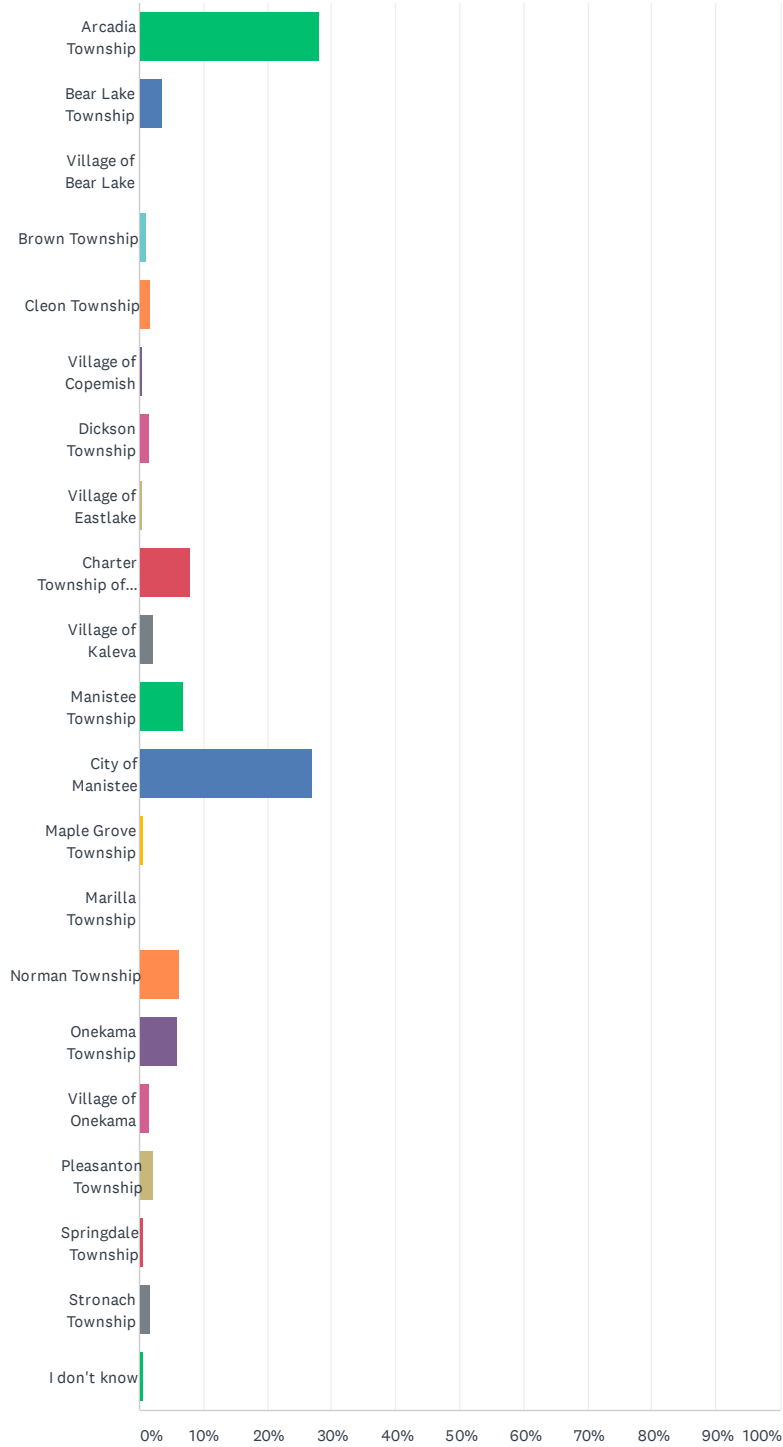


ANSWER CHOICES	RESPONSES	
Yes	73.92%	292
No	26.08%	103
<b>TOTAL</b>		<b>395</b>

### Q2 Where in Manistee County do you live?

Answered: 288 Skipped: 107

# Manistee County-Wide Park & Recreation Plan

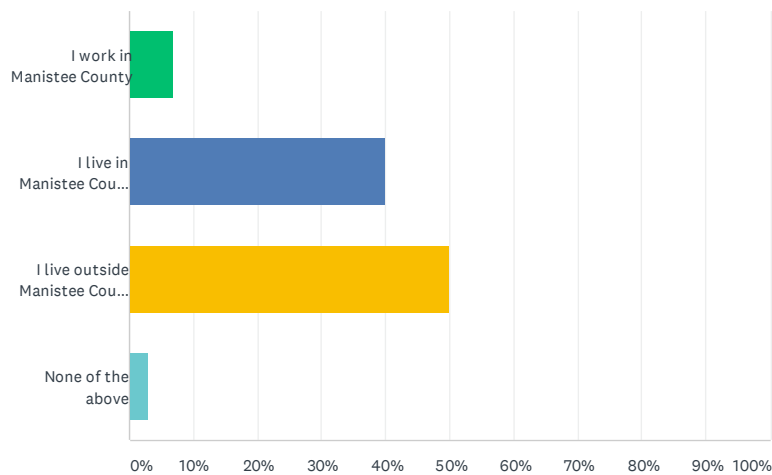


## Manistee County-Wide Park & Recreation Plan

ANSWER CHOICES	RESPONSES	
Arcadia Township	28.13%	81
Bear Lake Township	3.47%	10
Village of Bear Lake	0.00%	0
Brown Township	1.04%	3
Cleon Township	1.74%	5
Village of Copemish	0.35%	1
Dickson Township	1.39%	4
Village of Eastlake	0.35%	1
Charter Township of Filer	7.99%	23
Village of Kaleva	2.08%	6
Manistee Township	6.94%	20
City of Manistee	27.08%	78
Maple Grove Township	0.69%	2
Marilla Township	0.00%	0
Norman Township	6.25%	18
Onekama Township	5.90%	17
Village of Onekama	1.39%	4
Pleasanton Township	2.08%	6
Springdale Township	0.69%	2
Stronach Township	1.74%	5
I don't know	0.69%	2
<b>TOTAL</b>		<b>288</b>

### Q3 Which of the following best describes your affiliation with Manistee County?

Answered: 100 Skipped: 295



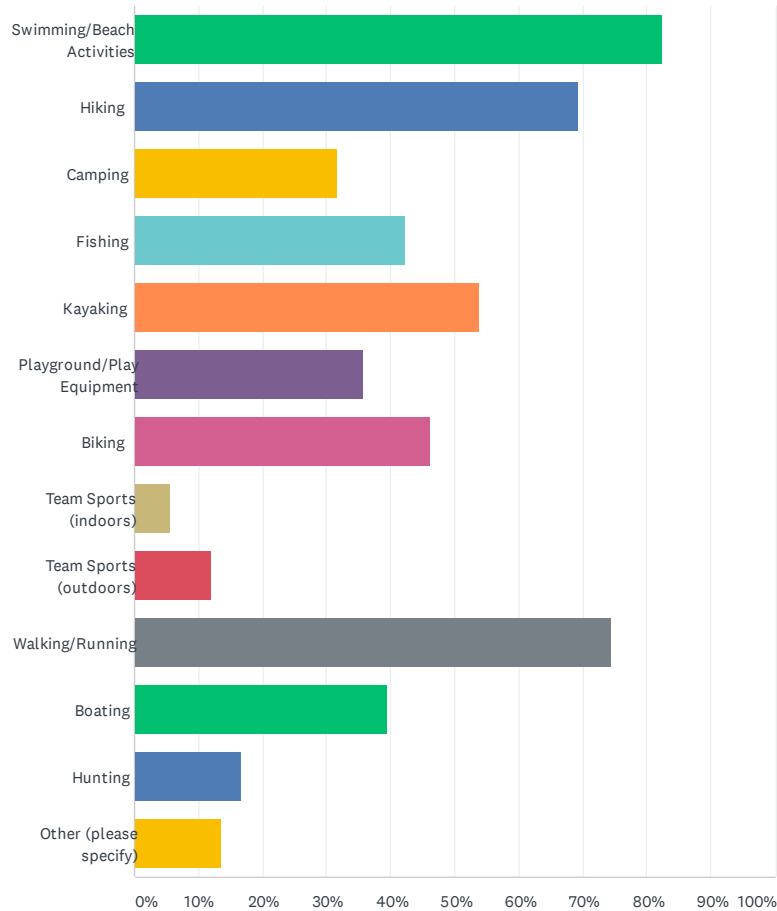
ANSWER CHOICES	RESPONSES	
I work in Manistee County	7.00%	7
I live in Manistee County for part of the year (seasonal resident)	40.00%	40
I live outside Manistee County but visit Manistee County's recreation sites	50.00%	50
None of the above	3.00%	3
<b>TOTAL</b>		<b>100</b>

Q4 If you are not a permanent resident of Manistee County, where do you live?

Answered: 91 Skipped: 304

Q5 Which of the following recreation activities do you participate in within Manistee County during the warm-weather months? (choose all that apply)

Answered: 377 Skipped: 18

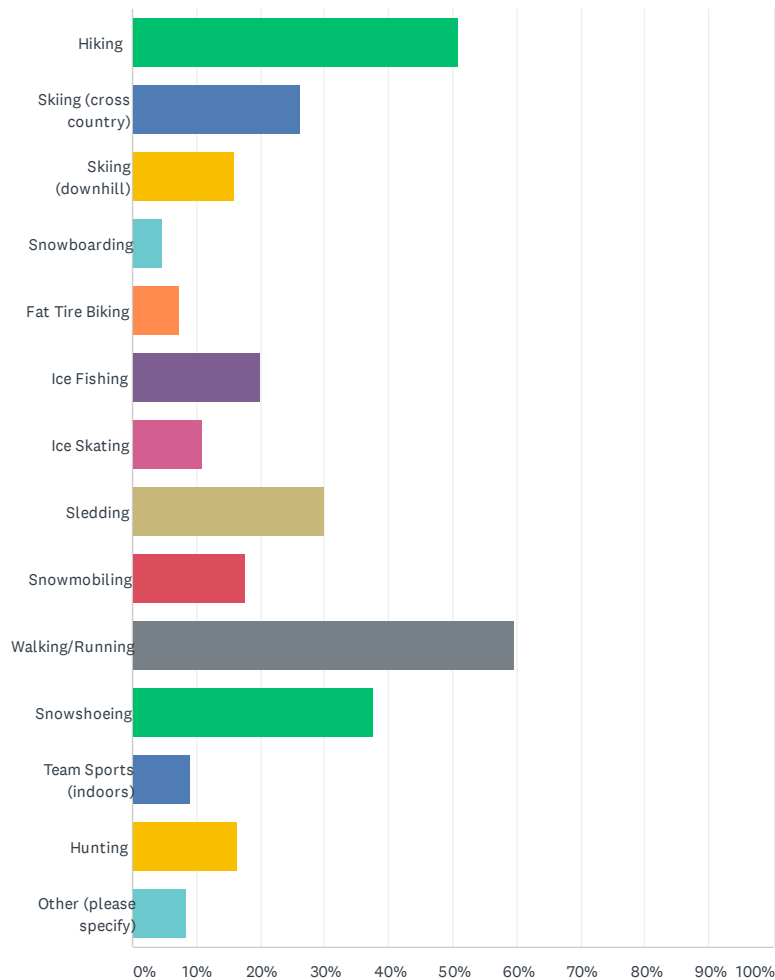


## Manistee County-Wide Park & Recreation Plan

ANSWER CHOICES	RESPONSES	
Swimming/Beach Activities	82.49%	311
Hiking	69.23%	261
Camping	31.56%	119
Fishing	42.18%	159
Kayaking	53.85%	203
Playground/Play Equipment	35.81%	135
Biking	46.15%	174
Team Sports (indoors)	5.57%	21
Team Sports (outdoors)	11.94%	45
Walking/Running	74.54%	281
Boating	39.52%	149
Hunting	16.71%	63
Other (please specify)	13.53%	51
Total Respondents: 377		

### Q6 Which of the following recreation activities do you participate in within Manistee County during the winter months? (choose all that apply)

Answered: 332 Skipped: 63

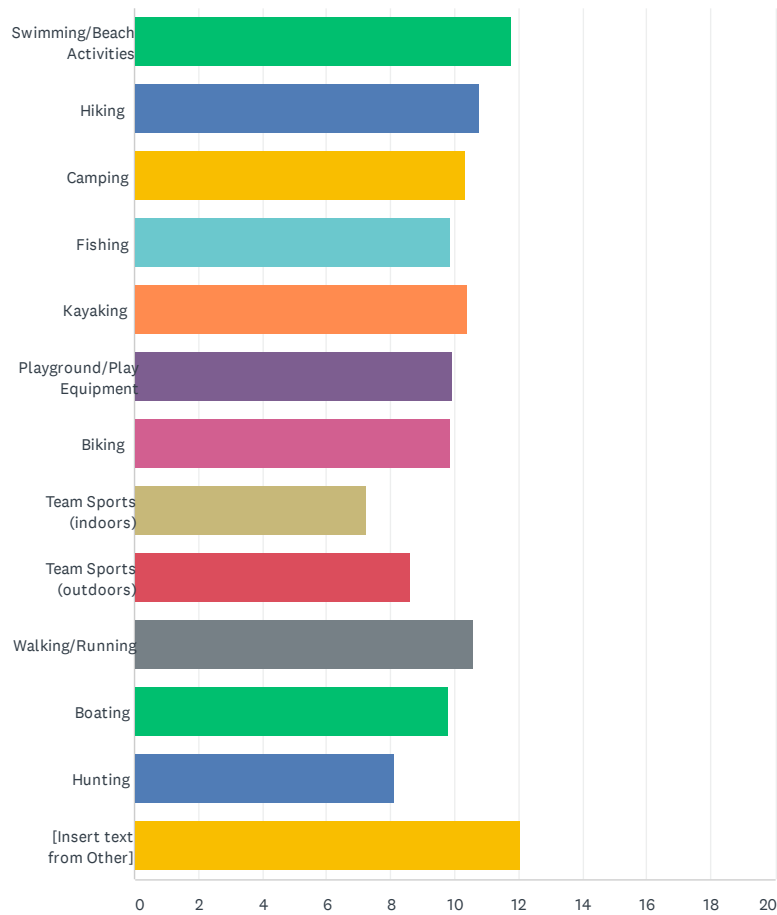


## Manistee County-Wide Park & Recreation Plan

ANSWER CHOICES	RESPONSES	
Hiking	50.90%	169
Skiing (cross country)	26.20%	87
Skiing (downhill)	15.96%	53
Snowboarding	4.52%	15
Fat Tire Biking	7.23%	24
Ice Fishing	19.88%	66
Ice Skating	10.84%	36
Sledding	29.82%	99
Snowmobiling	17.47%	58
Walking/Running	59.64%	198
Snowshoeing	37.65%	125
Team Sports (indoors)	9.04%	30
Hunting	16.27%	54
Other (please specify)	8.43%	28
Total Respondents: 332		

**Q7 Pleas rank your favorite warm-weather activities - with 1 being your favorite.**

Answered: 325    Skipped: 70



## Manistee County-Wide Park & Recreation Plan

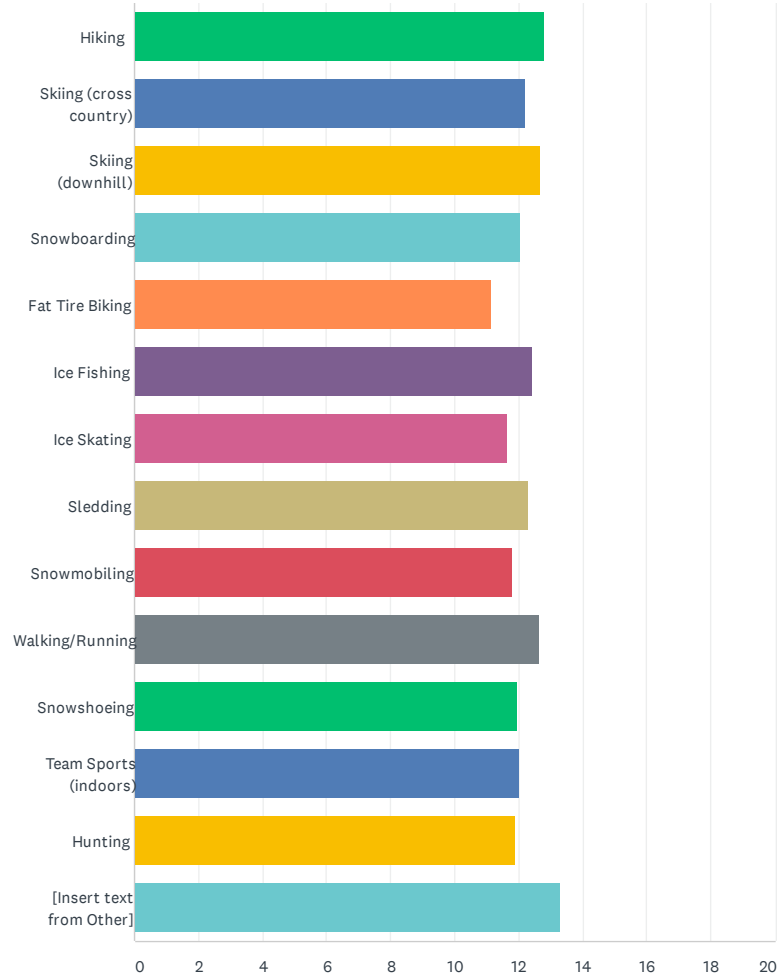
	1	2	3	4	5	6	7	8	9	10	11	12	13	TC
Swimming/Beach Activities	43.77% 116	21.89% 58	14.34% 38	10.94% 29	4.53% 12	3.02% 8	0.75% 2	0.75% 2	0.00% 0	0.00% 0	0.00% 0	0.00% 0	0.00% 0	
Hiking	15.04% 34	23.89% 54	20.80% 47	20.80% 47	9.73% 22	5.75% 13	2.21% 5	0.88% 2	0.00% 0	0.44% 1	0.44% 1	0.00% 0	0.00% 0	
Camping	13.73% 14	21.57% 22	16.67% 17	13.73% 14	15.69% 16	9.80% 10	4.90% 5	2.94% 3	0.98% 1	0.00% 0	0.00% 0	0.00% 0	0.00% 0	
Fishing	15.04% 20	10.53% 14	15.79% 21	13.53% 18	17.29% 23	15.04% 20	9.02% 12	1.50% 2	1.50% 2	0.75% 1	0.00% 0	0.00% 0	0.00% 0	
Kayaking	12.15% 22	20.99% 38	13.81% 25	19.89% 36	18.23% 33	10.50% 19	2.21% 4	2.21% 4	0.00% 0	0.00% 0	0.00% 0	0.00% 0	0.00% 0	
Playground/Play Equipment	9.73% 11	21.24% 24	13.27% 15	14.16% 16	15.93% 18	10.62% 12	8.85% 10	2.65% 3	0.88% 1	2.65% 3	0.00% 0	0.00% 0	0.00% 0	
Biking	13.55% 21	9.68% 15	20.00% 31	16.77% 26	14.19% 22	11.61% 18	8.39% 13	2.58% 4	1.94% 3	0.00% 0	0.65% 1	0.65% 1	0.00% 0	
Team Sports (indoors)	0.00% 0	5.88% 1	5.88% 1	11.76% 2	11.76% 2	0.00% 0	23.53% 4	11.76% 2	17.65% 3	5.88% 1	5.88% 1	0.00% 0	0.00% 0	
Team Sports (outdoors)	5.56% 2	8.33% 3	13.89% 5	5.56% 2	8.33% 3	25.00% 9	13.89% 5	13.89% 5	5.56% 2	0.00% 0	0.00% 0	0.00% 0	0.00% 0	
Walking/Running	17.00% 42	21.86% 54	23.48% 58	13.36% 33	8.91% 22	5.67% 14	3.64% 9	3.24% 8	2.02% 5	0.81% 2	0.00% 0	0.00% 0	0.00% 0	
Boating	9.16% 12	14.50% 19	19.08% 25	13.74% 18	12.98% 17	12.98% 17	12.21% 16	3.82% 5	1.53% 2	0.00% 0	0.00% 0	0.00% 0	0.00% 0	
Hunting	11.54% 6	7.69% 4	9.62% 5	5.77% 3	7.69% 4	5.77% 3	11.54% 6	21.15% 11	9.62% 5	7.69% 4	1.92% 1	0.00% 0	0.00% 0	
[Insert text from Other]	59.52% 25	16.67% 7	9.52% 4	4.76% 2	7.14% 3	0.00% 0	0.00% 0	2.38% 1	0.00% 0	0.00% 0	0.00% 0	0.00% 0	0.00% 0	

**Q8 Please rank your favorite winter recreation activities - with 1 being your favorite.**

Answered: 287 Skipped: 108



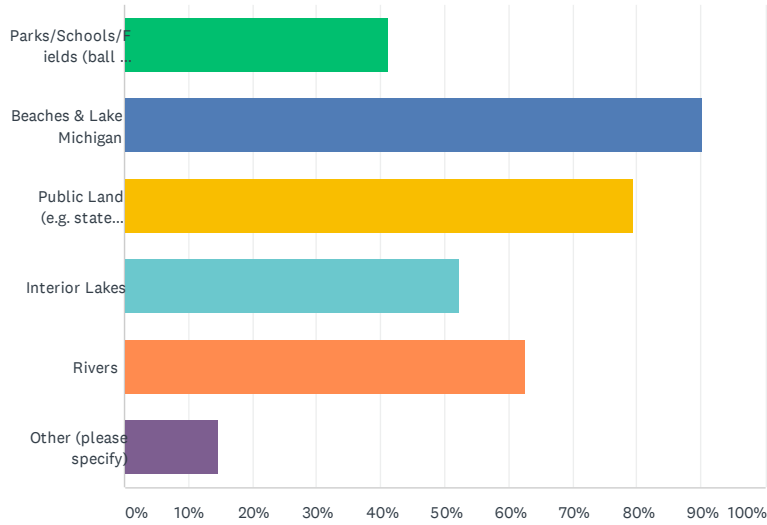
# Manistee County-Wide Park & Recreation Plan



	1	2	3	4	5	6	7	8	9	10	11	12	13	14
Hiking	33.79% 49	34.48% 50	17.24% 25	8.97% 13	2.76% 4	2.76% 4	0.00% 0	0.00% 0	0.00% 0	0.00% 0	0.00% 0	0.00% 0	0.00% 0	0.00% 0
Skiing (cross country)	23.68% 18	23.68% 18	23.68% 18	18.42% 14	6.58% 5	1.32% 1	0.00% 0	1.32% 1	1.32% 1	0.00% 0	0.00% 0	0.00% 0	0.00% 0	0.00% 0
Skiing (downhill)	45.65% 21	17.39% 8	13.04% 6	15.22% 7	4.35% 2	2.17% 1	0.00% 0	2.17% 1	0.00% 0	0.00% 0	0.00% 0	0.00% 0	0.00% 0	0.00% 0
Snowboarding	35.71% 5	21.43% 3	21.43% 3	7.14% 1	0.00% 0	7.14% 1	0.00% 0	0.00% 0	0.00% 0	0.00% 0	7.14% 1	0.00% 0	0.00% 0	0.00% 0
Fat Tire Biking	15.00% 3	5.00% 1	35.00% 7	20.00% 4	0.00% 0	5.00% 1	15.00% 3	5.00% 1	0.00% 0	0.00% 0	0.00% 0	0.00% 0	0.00% 0	0.00% 0
Ice Fishing	28.07% 16	36.84% 21	10.53% 6	10.53% 6	8.77% 5	1.75% 1	1.75% 1	0.00% 0	1.75% 1	0.00% 0	0.00% 0	0.00% 0	0.00% 0	0.00% 0
Ice Skating	16.67% 5	30.00% 9	20.00% 6	3.33% 1	13.33% 4	0.00% 0	13.33% 4	3.33% 1	0.00% 0	0.00% 0	0.00% 0	0.00% 0	0.00% 0	0.00% 0
Sledding	27.06% 23	23.53% 20	22.35% 19	11.76% 10	10.59% 9	3.53% 3	1.18% 1	0.00% 0	0.00% 0	0.00% 0	0.00% 0	0.00% 0	0.00% 0	0.00% 0
Snowmobiling	26.53% 13	8.16% 4	28.57% 14	14.29% 7	10.20% 5	6.12% 3	4.08% 2	0.00% 0	2.04% 1	0.00% 0	0.00% 0	0.00% 0	0.00% 0	0.00% 0
Walking/Running	39.18% 67	28.07% 48	14.62% 25	7.60% 13	5.26% 9	1.17% 2	0.58% 1	2.34% 4	0.58% 1	0.58% 1	0.00% 0	0.00% 0	0.00% 0	0.00% 0
Snowshoeing	22.81% 26	20.18% 23	24.56% 28	16.67% 19	7.89% 9	2.63% 3	1.75% 2	0.88% 1	0.88% 1	0.88% 1	0.88% 1	0.00% 0	0.00% 0	0.00% 0
Team Sports (indoors)	37.50% 9	16.67% 4	12.50% 3	12.50% 3	4.17% 1	4.17% 1	8.33% 2	0.00% 0	4.17% 1	0.00% 0	0.00% 0	0.00% 0	0.00% 0	0.00% 0
Hunting	28.89% 13	31.11% 14	11.11% 5	0.00% 0	6.67% 3	13.33% 6	0.00% 0	6.67% 3	0.00% 0	2.22% 1	0.00% 0	0.00% 0	0.00% 0	0.00% 0
[Insert text from Other]	76.19% 16	4.76% 1	4.76% 1	4.76% 1	4.76% 1	4.76% 1	0.00% 0	0.00% 0	0.00% 0	0.00% 0	0.00% 0	0.00% 0	0.00% 0	0.00% 0

**Q9 Where do you go in Manistee County to recreate? (choose all that apply)**

Answered: 337 Skipped: 58



ANSWER CHOICES	RESPONSES
Parks/Schools/Fields (ball & soccer)	41.25% 139
Beaches & Lake Michigan	90.21% 304
Public Land (e.g. state forests)	79.53% 268
Interior Lakes	52.23% 176
Rivers	62.61% 211
Other (please specify)	14.54% 49
Total Respondents: 337	

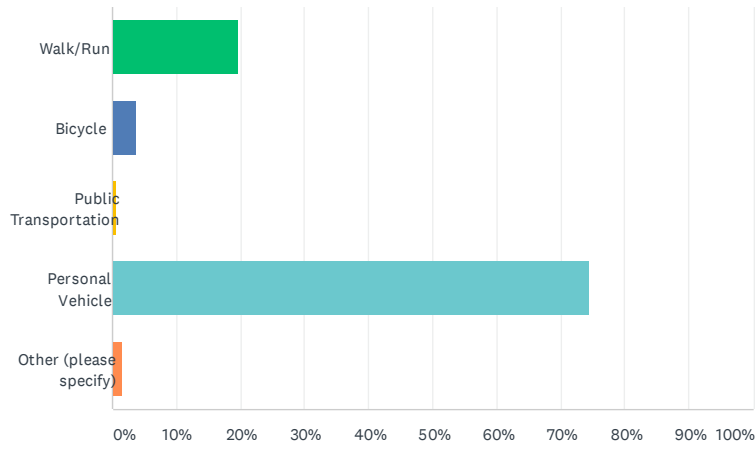
**Q10 Please specify which recreation sites you visit most often in Manistee County.**

Answered: 303 Skipped: 92

**Q11 How do you access recreation sites in Manistee County, for the most part?**

Answered: 337 Skipped: 58

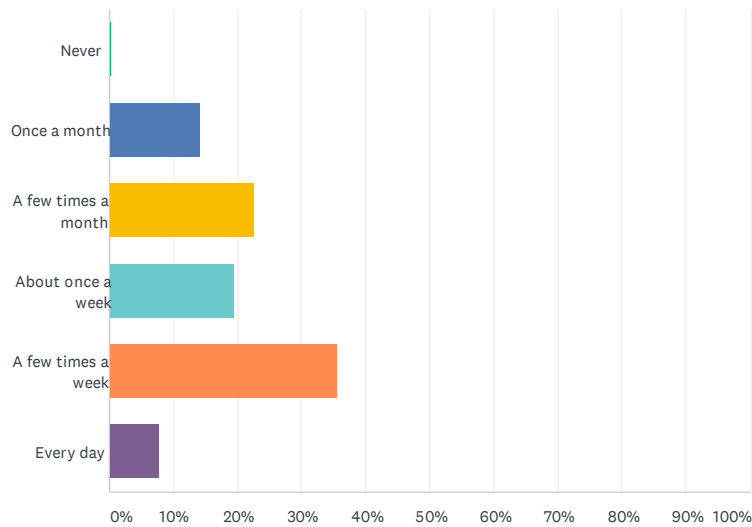
## Manistee County-Wide Park & Recreation Plan



ANSWER CHOICES	RESPONSES	
Walk/Run	19.58%	66
Bicycle	3.86%	13
Public Transportation	0.59%	2
Personal Vehicle	74.48%	251
Other (please specify)	1.48%	5
<b>TOTAL</b>		<b>337</b>

### Q12 How often do you visit a public park, beach, trail or other recreation site in Manistee County?

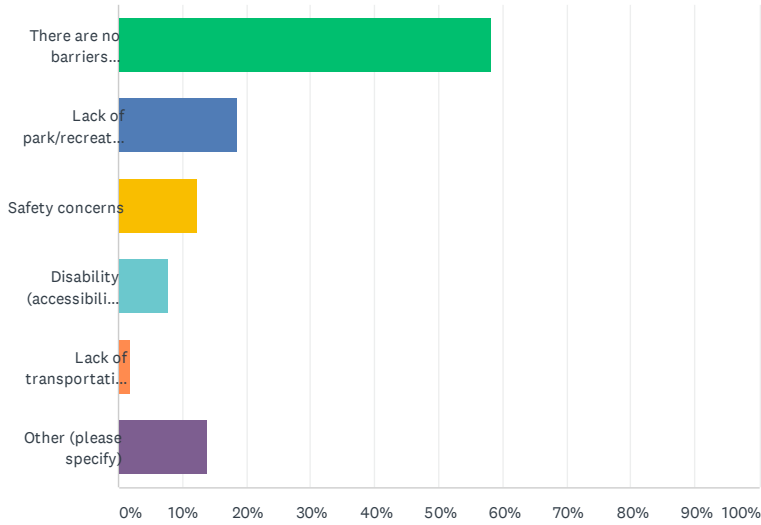
Answered: 335 Skipped: 60



ANSWER CHOICES	RESPONSES	
Never	0.30%	1
Once a month	14.33%	48
A few times a month	22.69%	76
About once a week	19.40%	65
A few times a week	35.52%	119
Every day	7.76%	26
<b>TOTAL</b>		<b>335</b>

**Q13 What types of barriers prevent you from participating in recreation within Manistee County.**

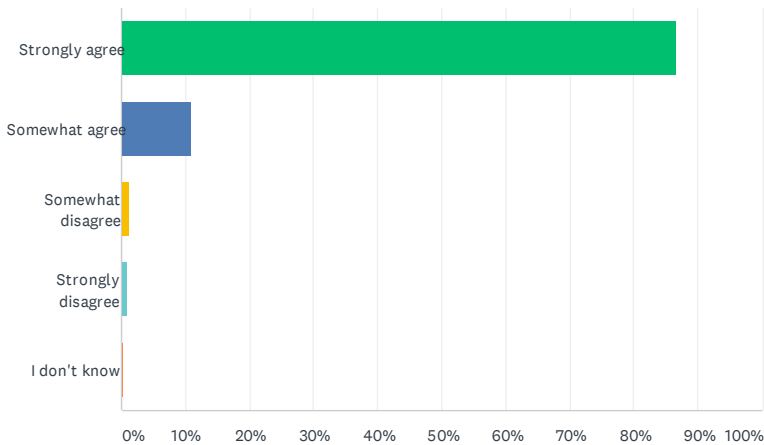
Answered: 332 Skipped: 63



ANSWER CHOICES	RESPONSES	
There are no barriers preventing me from participating in recreation within Manistee County.	58.13%	193
Lack of park/recreation features I'm interested in	18.67%	62
Safety concerns	12.35%	41
Disability (accessibility barriers)	7.83%	26
Lack of transportation to recreation site(s)	1.81%	6
Other (please specify)	13.86%	46
Total Respondents: 332		

**Q14 Manistee County should make it a priority to preserve natural areas and water access.**

Answered: 337 Skipped: 58

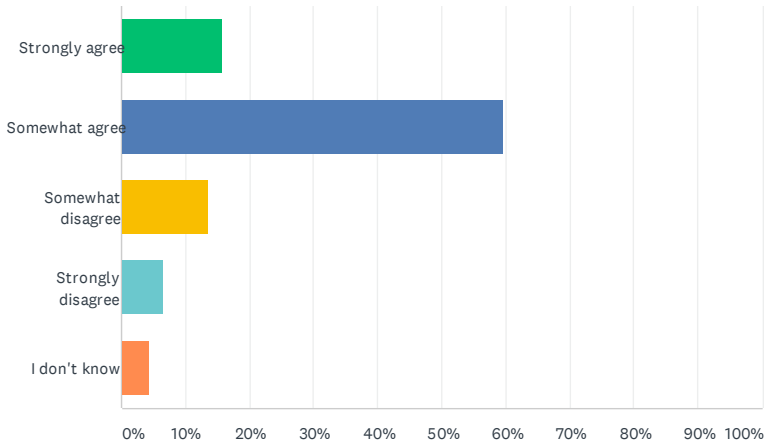


## Manistee County-Wide Park & Recreation Plan

ANSWER CHOICES	RESPONSES	
Strongly agree	86.65%	292
Somewhat agree	10.98%	37
Somewhat disagree	1.19%	4
Strongly disagree	0.89%	3
I don't know	0.30%	1
<b>TOTAL</b>		<b>337</b>

### Q15 Parks in Manistee County are well-maintained.

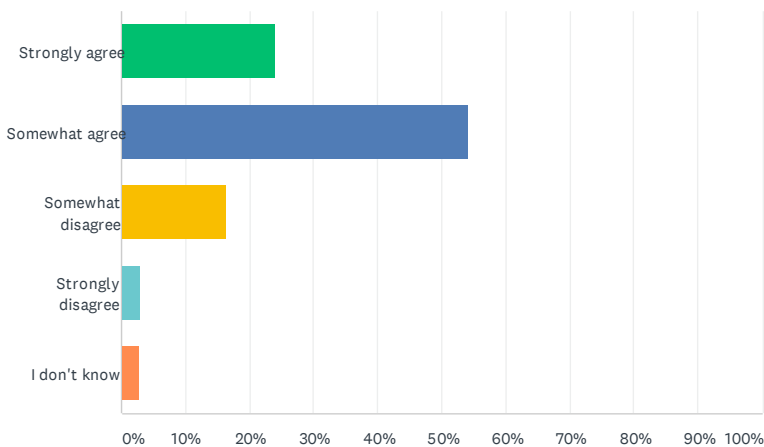
Answered: 337 Skipped: 58



ANSWER CHOICES	RESPONSES	
Strongly agree	15.73%	53
Somewhat agree	59.64%	201
Somewhat disagree	13.65%	46
Strongly disagree	6.53%	22
I don't know	4.45%	15
<b>TOTAL</b>		<b>337</b>

### Q16 Parks in Manistee County offer amenities that appeal to my recreation interests.

Answered: 338 Skipped: 57

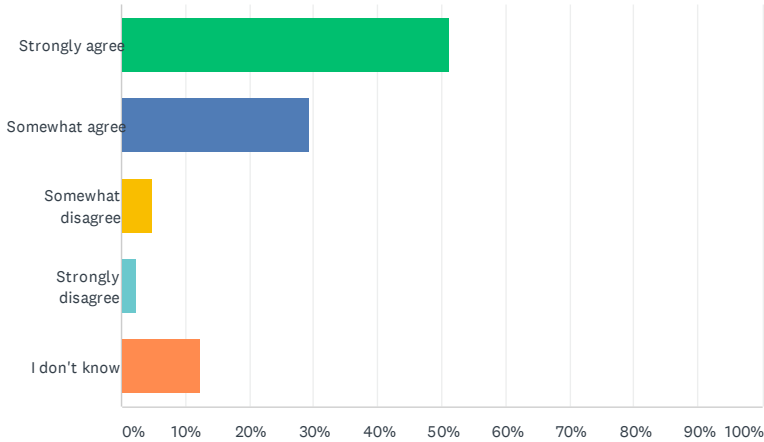


## Manistee County-Wide Park & Recreation Plan

ANSWER CHOICES	RESPONSES	
Strongly agree	23.96%	81
Somewhat agree	54.14%	183
Somewhat disagree	16.27%	55
Strongly disagree	2.96%	10
I don't know	2.66%	9
<b>TOTAL</b>		<b>338</b>

### Q17 Manistee County should implement more non-motorized trail connections.

Answered: 335 Skipped: 60



ANSWER CHOICES	RESPONSES	
Strongly agree	51.34%	172
Somewhat agree	29.25%	98
Somewhat disagree	4.78%	16
Strongly disagree	2.39%	8
I don't know	12.24%	41
<b>TOTAL</b>		<b>335</b>

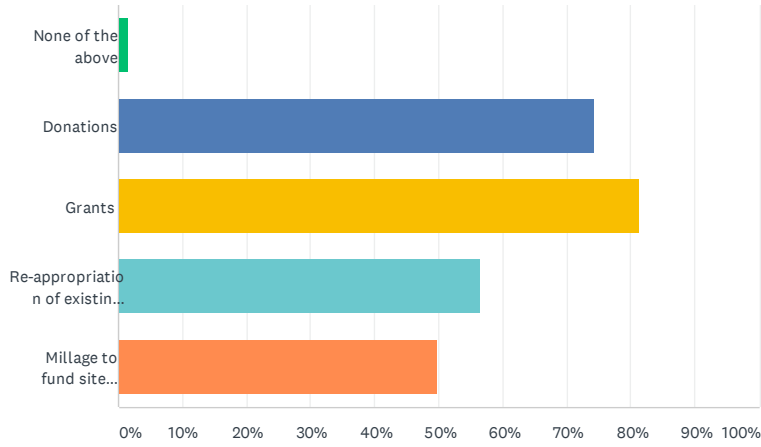
### Q18 What programs or recreation amenities do not currently exist in Manistee County that you would like to see implemented?

Answered: 217 Skipped: 178

### Q19 Which recreation funding methods do you support for parks and recreation in Manistee County?

Answered: 326 Skipped: 69

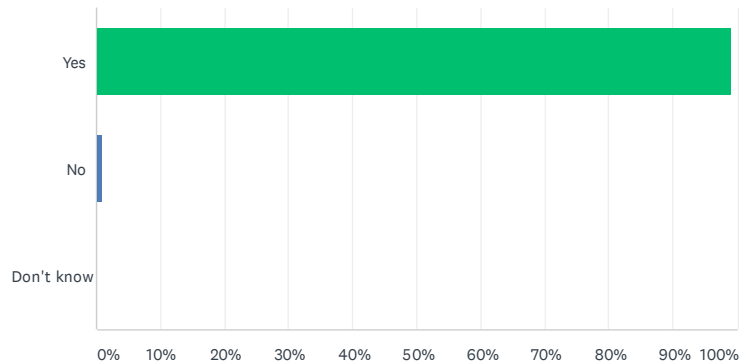
## Manistee County-Wide Park & Recreation Plan



ANSWER CHOICES	RESPONSES
None of the above	1.53% 5
Donations	74.23% 242
Grants	81.29% 265
Re-appropriation of existing taxpayers funds	56.44% 184
Millage to fund site improvements	49.69% 162
Total Respondents: 326	

### Q20 Do you have access to a personal vehicle?

Answered: 329 Skipped: 66

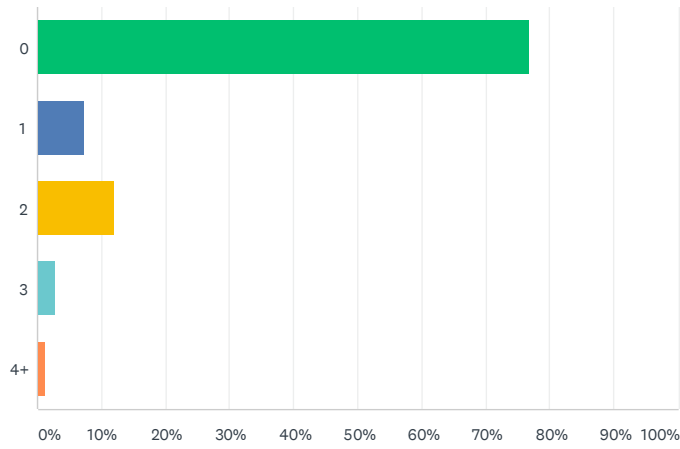


ANSWER CHOICES	RESPONSES
Yes	99.09% 326
No	0.91% 3
Don't know	0.00% 0
TOTAL	

### Q21 How many children under the age of 18 live in your household?

Answered: 328 Skipped: 67

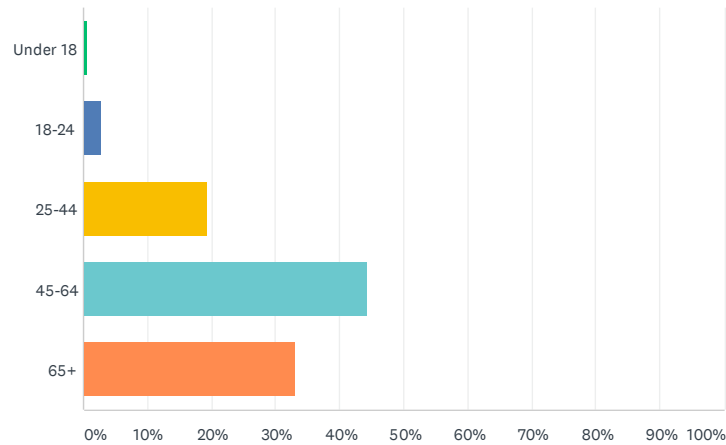
## Manistee County-Wide Park & Recreation Plan



ANSWER CHOICES	RESPONSES
0	76.83% 252
1	7.32% 24
2	11.89% 39
3	2.74% 9
4+	1.22% 4
TOTAL	328

### Q22 What is your age?

Answered: 327 Skipped: 68



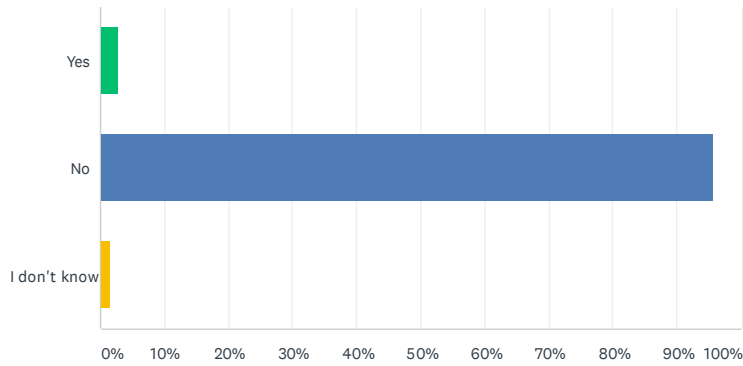
ANSWER CHOICES	RESPONSES
Under 18	0.61% 2
18-24	2.75% 9
25-44	19.27% 63
45-64	44.34% 145
65+	33.03% 108
TOTAL	327

### Q23 Are you or is any member of your household of Hispanic, Latino or Spanish descent?

Answered: 324 Skipped: 71



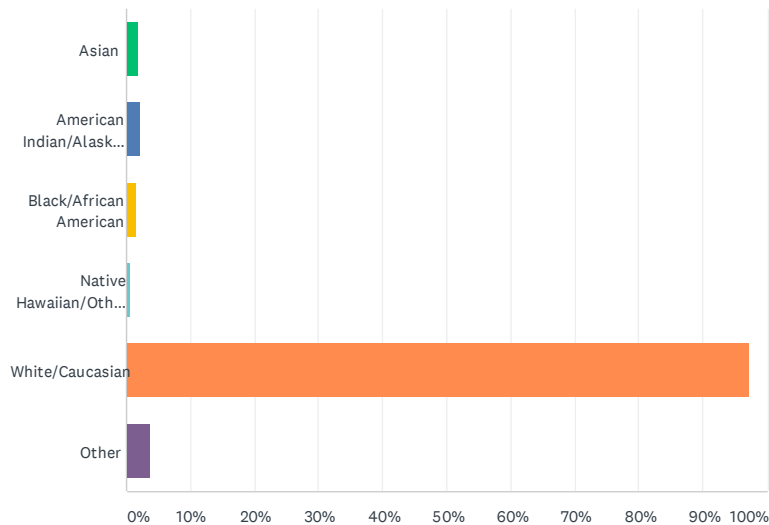
## Manistee County-Wide Park & Recreation Plan



ANSWER CHOICES	RESPONSES
Yes	2.78% 9
No	95.68% 310
I don't know	1.54% 5
TOTAL	324

### Q24 What race(s) are represented by the people who live in your household (check all that apply)

Answered: 322 Skipped: 73

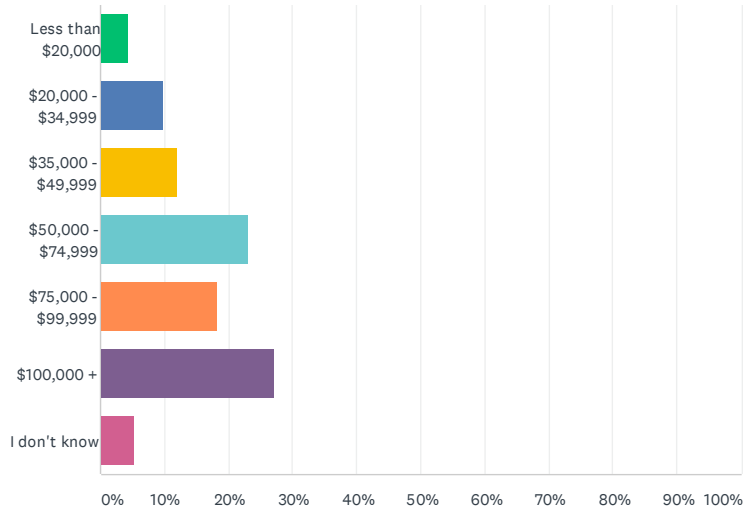


ANSWER CHOICES	RESPONSES
Asian	1.86% 6
American Indian/Alaska Native	2.17% 7
Black/African American	1.55% 5
Native Hawaiian/Other Pacific Islander	0.62% 2
White/Caucasian	97.20% 313
Other	3.73% 12
Total Respondents: 322	

### Q25 What is your yearly household income?

Answered: 312 Skipped: 83

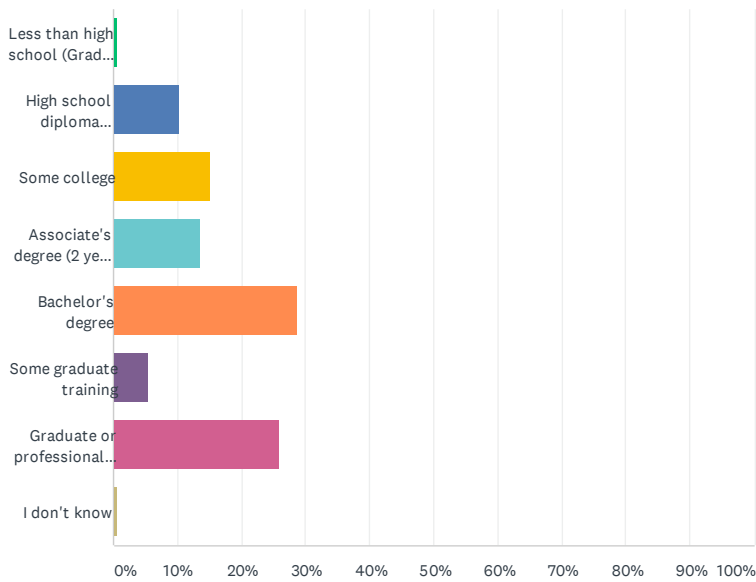
## Manistee County-Wide Park & Recreation Plan



ANSWER CHOICES	RESPONSES	
Less than \$20,000	4.49%	14
\$20,000 - \$34,999	9.94%	31
\$35,000 - \$49,999	11.86%	37
\$50,000 - \$74,999	23.08%	72
\$75,000 - \$99,999	18.27%	57
\$100,000 +	27.24%	85
I don't know	5.13%	16
<b>TOTAL</b>		<b>312</b>

### Q26 What is the highest grade of school or year of college you have completed?

Answered: 325 Skipped: 70



## Manistee County-Wide Park & Recreation Plan

ANSWER CHOICES	RESPONSES	
Less than high school (Grade 11 or less)	0.62%	2
High school diploma (including GED)	10.15%	33
Some college	15.08%	49
Associate's degree (2 year) or specialized technical training	13.54%	44
Bachelor's degree	28.62%	93
Some graduate training	5.54%	18
Graduate or professional degree	25.85%	84
I don't know	0.62%	2
<b>TOTAL</b>		<b>325</b>

This page intentionally left blank