

Supplement: Antrim County Materials Management County Engagement

March 1, 2023

PREPARED BY:



COMMISSIONED BY:



EXECUTIVE SUMMARY

Working together with Networks Northwest and member communities, RRS completed a comprehensive set of tasks that fulfills the objectives of Michigan Department of Environment, Great Lakes, and Energy (EGLE) Materials Management Community Engagement (MMCE) grant and lays the groundwork for regional collaboration in materials management planning among member communities.

The MMCE grant process is intended to help counties in the transition to materials management and begin to identify partnership within regions and counties, understand current materials management deficiencies and opportunities, highlight future changes to the planning process, and outline steps that can occur now at the county and regional levels to assist with the development of future materials management programs and infrastructure.

Key improvements and recommendations for counties within Networks Northwest are found in the respective sections in the report. RRS identified forty (40) recommendations that are categorized into seven areas which form the basis for a robust materials management system:

- Community Access
- Facilities and Infrastructure
- Robust Markets, including Materials of Focus
- Public/Private Partnerships
- Supportive Policy
- Education and Outreach
- Regional Planning

Specific to Antrim County and as required by the EGLE grant, RRS identified the top five needs and the top three materials management projects that Antrim County should consider.

TOP FIVE NEEDS:

1. Sustainable funding
2. Consistent education and outreach
3. At least one Center for Hard to Recycle Materials (CHaRM)
4. Hub-and-spoke collections for key materials
5. More frequent household hazardous waste collection opportunities

TOP THREE MATERIALS MANAGEMENT PROJECTS:

Based on the top five needs above, RRS recommends Antrim County focus on three projects that could have significant impact on accessibility, awareness, and sustainable funding for programs and services.

1. Engage County and municipal leaders in conversations about materials management solutions in light of changes in state law.
2. Evaluate the funding and infrastructure needed to collect additional materials, including more frequent household hazardous waste events, mattresses, food waste, and other difficult to recycling items, regularly or periodically.
3. Develop consistent recycling outreach materials in partnership with the hauler, the processor, the mills, and, as appropriate, the region.

ANTRIM COUNTY - GAPS



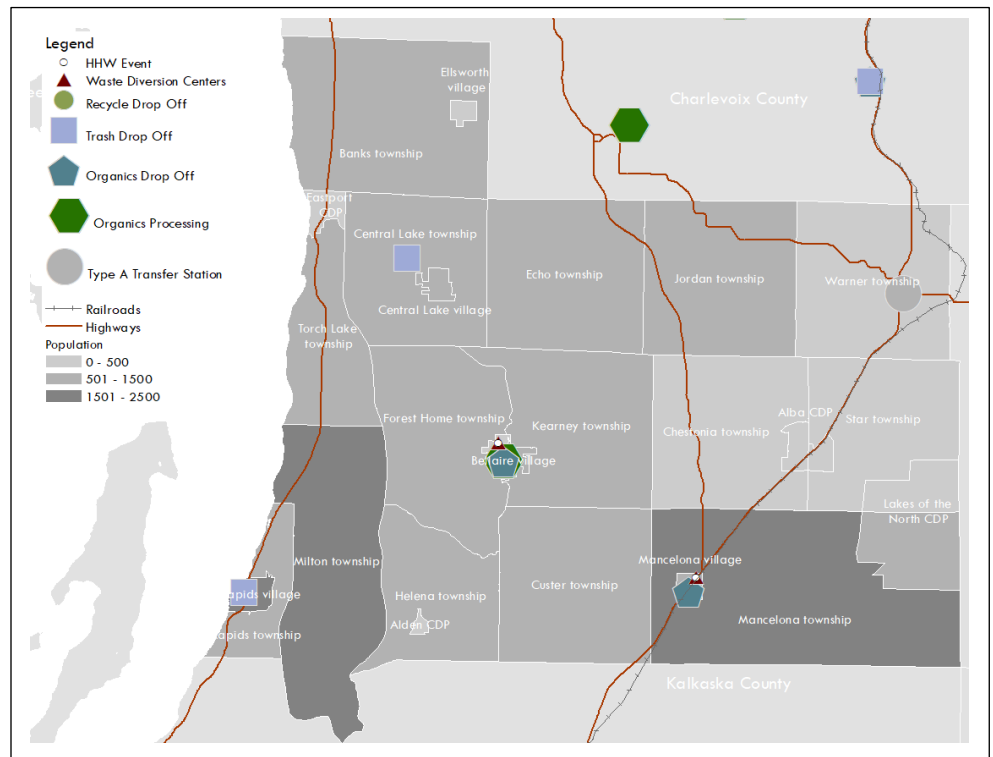
Population:	23,431
Square Miles of Land Area:	475.5
Households:	10,166
Employer Establishments:	548
Countywide Curbside Trash:	NO
Countywide Curbside Recycling:	NO
Countywide Curbside Organics:	NO
Countywide Drop-off Trash:	YES
Countywide Drop-off Recycling:	YES
Countywide Drop-off Organics:	NO
Countywide Drop-off HHW:	YES


Community Access: Every household and business in a community needs convenient access to effective programs. This access can be through curbside collection, drop-off site locations, or a combination of the two. Material diversion and recovery needs to be as convenient as waste disposal as a first step sustainable materials management.

- Antrim County offers seven (7) access points for drop-off of recyclables, averaging one for every 68 square miles (1:68).
- Curbside recycling is not available in Antrim County.
- HHW days are offered three (3) times per year at three (3) different locations around the county.
- There is no countywide organic waste collection program for either yard waste or food waste.

Processing Facilities: The material collected at the home and business needs to be processed before reaching the end market. It is crucial for the County to own or have access to processing facilities conveniently located, technologically advanced, and with enough capacity to handle the population's current and future material streams. These facilities act as the "middleman" between the local government and the end market.

- Antrim County does not own or operate processing facilities, but contracts with a privately-owned MRF.





Robust Markets: The success of end markets that receive the recyclables that are collected leads to success in growing a sustainable circular economy that ultimately allows material to be diverted from landfills over the long term. By increasing demand, Networks Northwest creates a ‘pull’ for additional materials that in turn, drives supply.

- Within Antrim County there are no identified markets for recovered materials.

Public/Private Partnerships: The business community and Networks Northwest will need to work closely together to find success. These partnerships can be found through funding opportunities with private companies, shared owner/operator agreements for MRFs and composting facilities, marketing and educational campaigns, and everything in between. Many retailers and packaging companies are realizing that local governments are responsible for the end of life for their products, thus leading to the sustainability of their product. Therefore, the benefits of public/private partnerships are becoming more apparent and accessible.

- Antrim County partners with the conservation district to administer recycling and HHW programs.

Supportive Policy: To reach high landfill diversion goals, policy will need to be crafted to ensure responsible recovery of material is the standard practice throughout the community, not just the best practice. A variety of policy approaches can be explored for Networks Northwest that have found success in other parts of the country and the globe.

- A millage provides funding for recycling-related programs.

Education and Outreach: Once a strong infrastructure is in place, all citizens and businesses will need to know how to handle material in their home and at work. Recycling systems continue to evolve as material composition changes and technologies change. Thus, information needs to be put in front of the citizens of your community on a regular basis in many different ways to feed MRFs and end markets with good quality material, while continuing to decrease the material buried in landfills.

- Antrim County reports having had a grant for developing recycling messaging in partnership with The Recycling Partnership. However, no such educational material was found on the county or conservation district website. There does not appear to be a consistent message about recycling locations and materials across the county.

STAKEHOLDERS

A stakeholder list was developed in collaboration with each county recycling contact to determine priority county, municipal, and other invested stakeholders. Perspectives were sought from either direct interview (in person or via phone) or through a set of questions distributed via email. Emails were sent at least twice seeking feedback.

First	Last	Organization	Primary stakeholder Type	Contact Type
Jeremy	Scott	Antrim County	County recycling contact	primary
Melissa	Zelenak	Antrim Conservation District	Recycling coordinator	Phone, email
Joshua	Watrous	Antrim County	County Commissioner, District 2	Email
Karen	Bargy	Antrim County	County Commissioner, District 3	Email
Ed	Boettcher	Antrim County	County Commissioner, District 4	Email
Terry	VanAlstine	Antrim County	County Commissioner, District 5	Email
Brenda	Ricksgrers	Antrim County	County Commissioner, District 6	Email
Dawn	LaVanway	Antrim County	County Commissioner, District 7	Email
Jason	Helwig	Antrim County	County Commissioner, District 8	Email
Christian	Marcus	Antrim County	County Commissioner, District 9	Email
Dan	Bennett	Village of Bellaire	municipal official	Email
Nicole	Essad	Village of Bellaire	municipal official	Email
Bradley	Keiser	Village of Bellaire	municipal official	Email
Rob	Tyler	Village of Central Lake	municipal official	Email
Allie	Hines	Village of Central Lake	municipal official	Email
Jon	Shooks	Village of Central Lake	municipal official	Email
James	Janisse	Village of Elk Rapids	municipal official	Email
Bryan	Gruesbeck	Village of Elk Rapids	municipal official	Email
Kaitlyn	Szczyпка	Village of Elk Rapids	municipal official	Email
Kevin	Lane	Village of Elk Rapids	municipal official	Email
Hugh	Campbell	Village of Ellsworth	municipal official	Email
Marlene	Drenth	Village of Ellsworth	municipal official	Email
Mike	Allison	Village of Mancelona	municipal official	Email
Maureen	Naumcheff	Village of Mancelona	municipal official	Email
Craig	Hart	Mancelona Area Water & Sewer Authority	municipal official	Email
Alex	Busman	Banks Township	municipal official	Email
Donna	Heeres	Banks Township	municipal official	Email
Stan	Bean	Central Lake Township	municipal official	Email
Judy	Kosloski	Central Lake Township	municipal official	Email
Nathan	Bootz	Chestonia Township	municipal official	Email

Nancy	Shepard	Chestonia Township	municipal official	Email
Roxann	Flake	Custer Township	municipal official	Email
Stacy	Simon	Custer Township	municipal official	Email
Bill	Derenzy	Echo Township	municipal official	Email
Diane	Kucharek	Echo Township	municipal official	Email
Dorance	Amos	Elk Rapids Township	municipal official	Email
Shelly	Boisvert	Elk Rapids Township	municipal official	Email
Terry	Smith	Forest Home Township	municipal official	Email
Sue	Mahan	Forest Home Township	municipal official	Email
Butch	Peeples	Helena Township	municipal official	Email
David	Peterson	Helena Township	municipal official	Email
		Jordan Township	municipal official	Email
Ed	Niepoth	Kearney Township	municipal official	Email
Michelle	Valuet	Kearney Township	municipal official	Email
Chuck	Johnson	Mancelona Township	municipal official	Email
Mike	Biehl	Mancelona Township	municipal official	Email
Lon	Bargy	Milton Township	municipal official	Email
Sandra	Ball	Milton Township	municipal official	Email
Bob	Marsh	Star Township	municipal official	Email
Phyllis	Hoogerhyde	Star Township	municipal official	Email
Bob	Cook	Torch Lake Township	municipal official	Email
Kathy	Windiate	Torch Lake Township	municipal official	Email
Martin	Franckowiak	Warner Township	municipal official	Email
Pamela	Zaremba	Warner Township	municipal official	Email
Jarris	Rubingh	Antrim County	County Commissioner, District 1	Email
Ann	Rogers	Northern Michigan Environmental Action Council	community organization	Email
Jill	Reynolds	Waste Management	hauler	Email
Todd	Harland	Republic Services	hauler	Email
Mark	Bevelhymer	GFL/American Waste	hauler	In person interview
Sarna	Salzman	SEEDS	community organization	In person interview

SURVEY

Over 1,650 individuals across the Networks Northwest region took the survey that included questions about current participation in recycling-related activities as well as future needs and demographic information to inform trends. 41 people from Antrim County participated in the survey.

This survey was not intended to meet statistical minimums. Rather, it was intended to be a snapshot to inform the current usage and future needs of the region. The set of questions that were asked was purposefully restricted to reduce the chance of survey fatigue, wherein participants close the survey prior to completing it.

The survey was intended to take no more than 10 minutes to complete, with participants being told in the introduction that it should take no more than 5-8 minutes. The survey was distributed by community recycling coordinators and Networks Northwest via social media and press release. Survey logic was built into the flow of questions to ensure that the appropriate type of question was asked based on previous responses. As such, participation rates in each question varied. The majority of survey respondents are current recyclers and is the result of the way the survey was distributed. Further studies to understand reasons for non-participation may be needed.

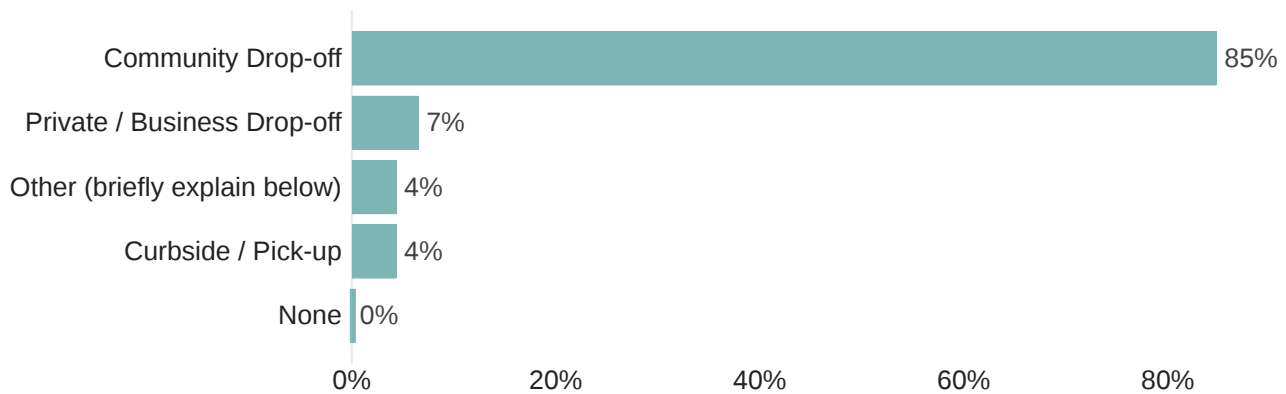
The full survey results for Antrim County are on the following pages.

MMCE Networks Northwest Survey Results Summary (Antrim County)*

Q1 - What recycling services are available in your area? (select all that apply)

SUMMARY - 85% of Antrim County residents have access to Community Drop-off recycling services, and a few have access to Business Drop-off recycling services.

41 Responses



Q1 - "Other" text responses

2 Responses

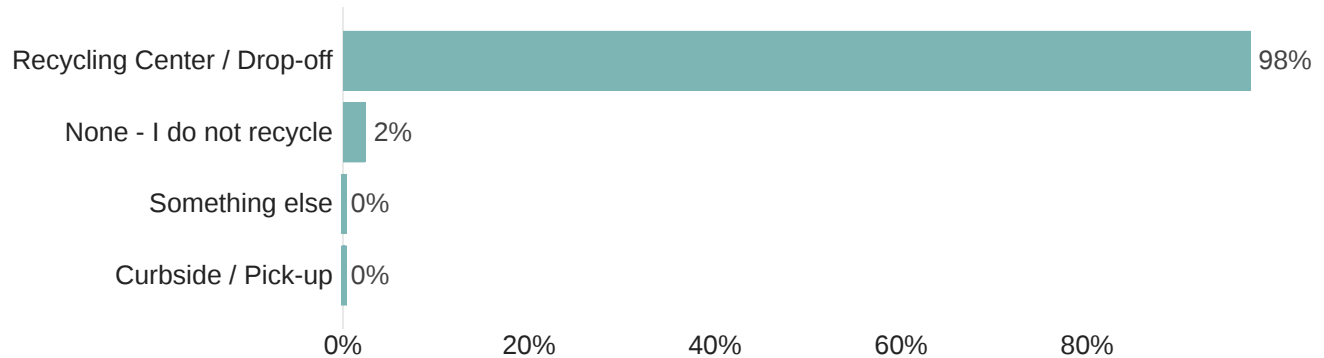
specialty lake
item drop special
yr building
central
government

*Grey boxes stating, "No data found - your filters may be too exclusive," indicate questions with without responses from respondents as a result of low base size and/or non-required survey questions.

Q2 - What type of recycling services do you most often use, not including bottle returns?

SUMMARY - Given the stated availability of recycling services, it is unsurprising that Drop-off services are most often used. 2% don't recycle at all and none use Curbside Pick-up recycling services.

41 Responses



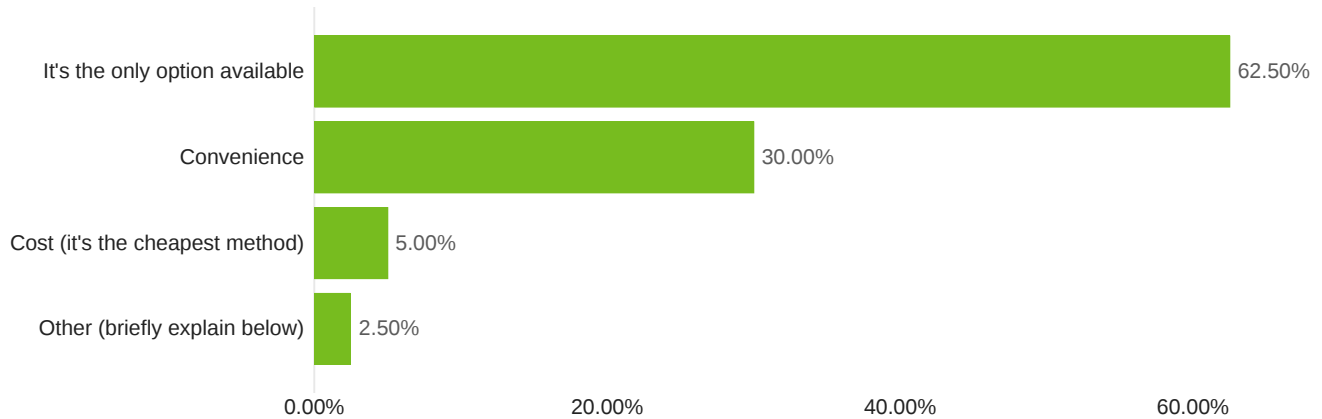
Q2 - What type of recycling services do you most often use, not including bottle returns? Text responses

No data found - your filters may be too exclusive!

Q3 - What is the most important reason you choose to recycle this way?

SUMMARY - Nearly 63% of residents chose their method of recycling because it is the only option offered.

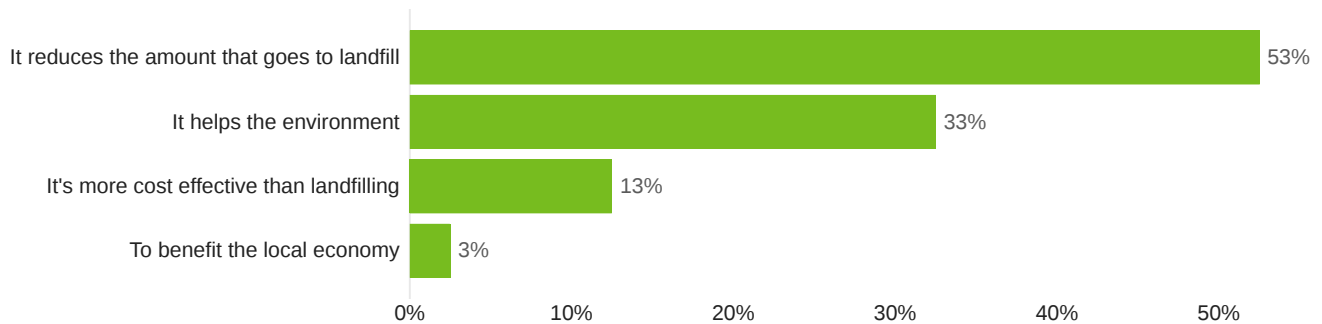
40 Responses



Q4 - Why do you recycle?

SUMMARY - 53% recycle as a means to reduce the amount of waste headed to landfills. 33% do so for environmental reasons.

40 Responses



Q5 - How often do you recycle using curbside / pick-up?

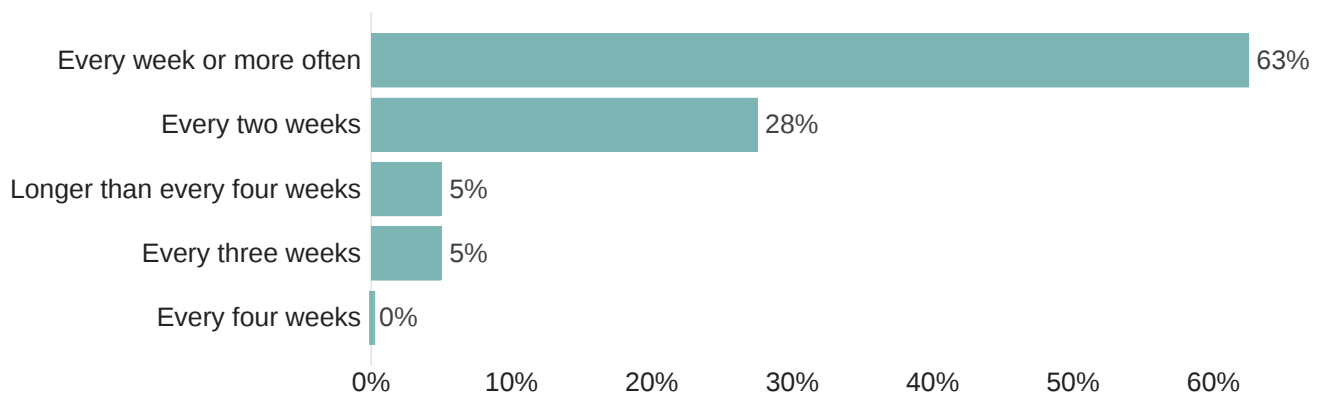
SUMMARY - N/A - no responses.

No data found - your filters may be too exclusive!

Q6 - How often do you recycle using a Recycling Center or drop-off?

SUMMARY - Those with access to Drop-off recycling services are likely to use the service either every week or every other week.

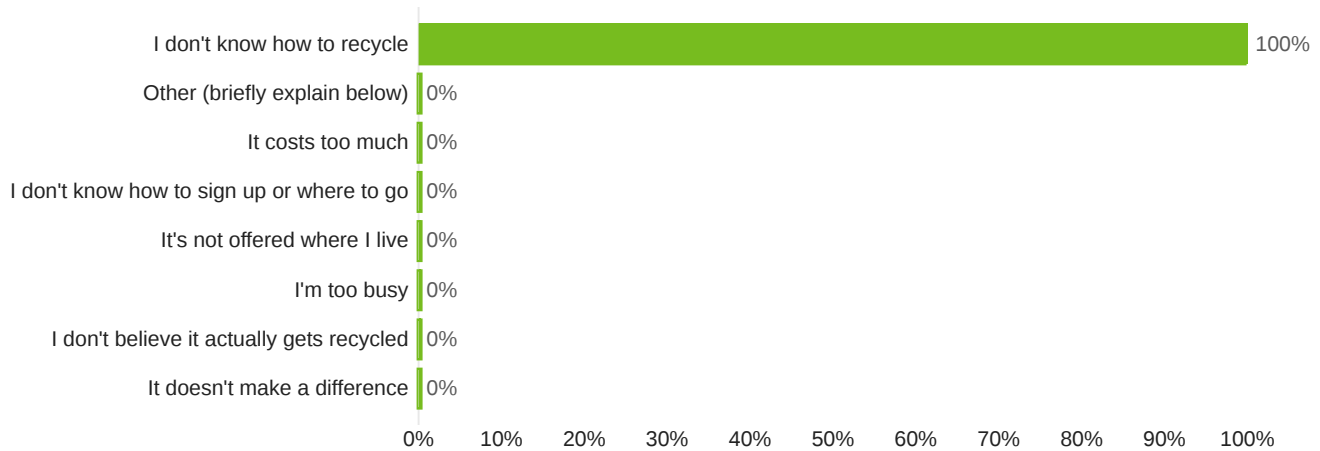
40 Responses



Q7 - What is the most significant reason you do not recycle?

SUMMARY - One individual expressed not knowing how to recycle as their reason for not recycling.

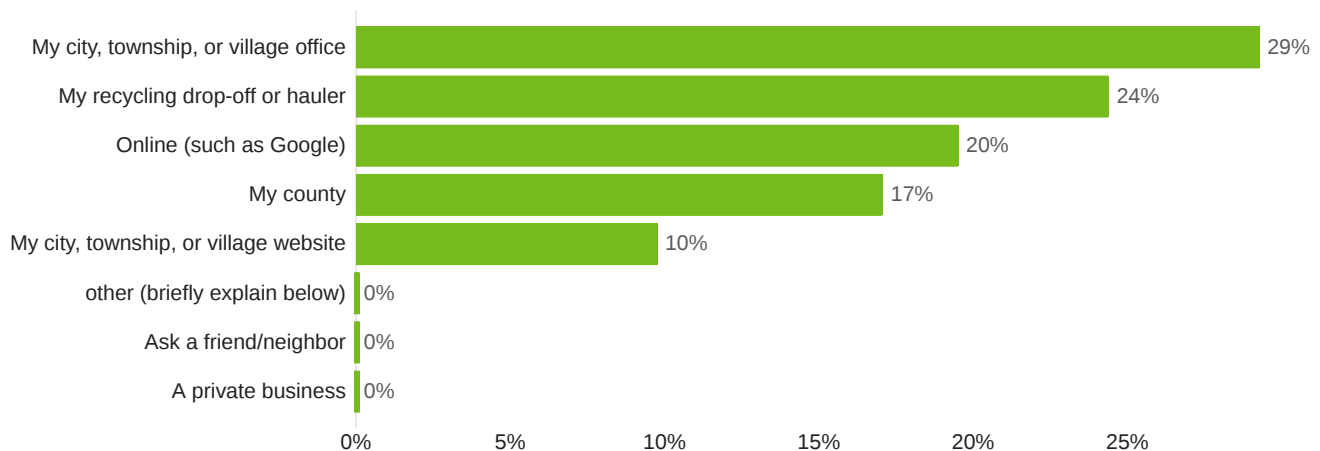
1 Responses



Q8 - If you had questions about recycling, where would you first seek out information?

SUMMARY - 80% first look towards their municipality and recycling providers to answer questions about recycling. 20% seek information from Google.

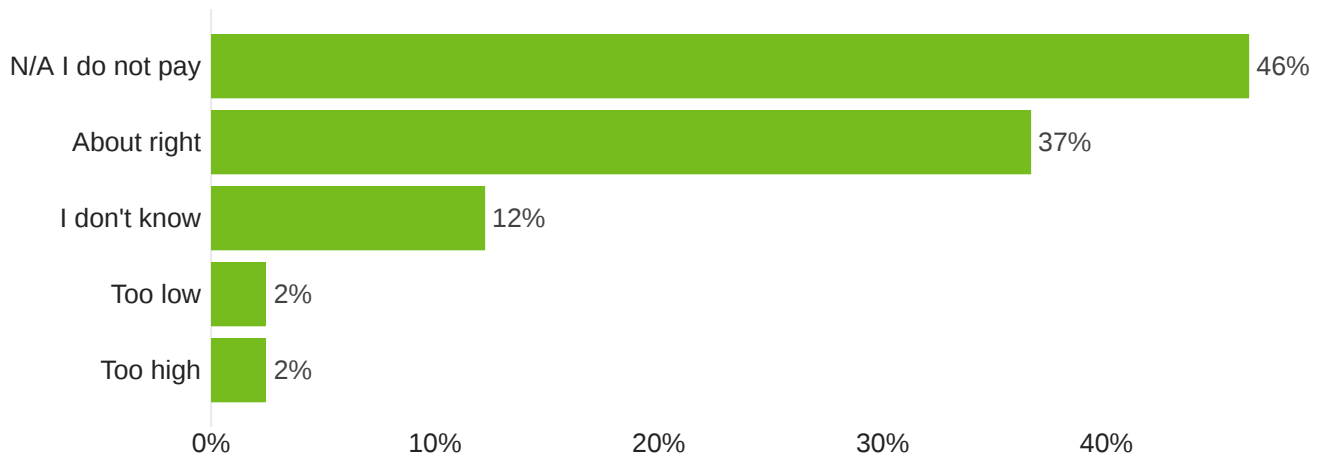
41 Responses



Q9 - Do you think the cost of recycling is too high, about right or too low?
Please respond even if you do not recycle.

SUMMARY - 46% do not pay for recycling. While 37% feel that the price of recycling is about right. NOTE: One potential problem with this question, is that the survey did not capture whether the respondent knows if the cost of recycling is bundled into the cost of their trash pickup.

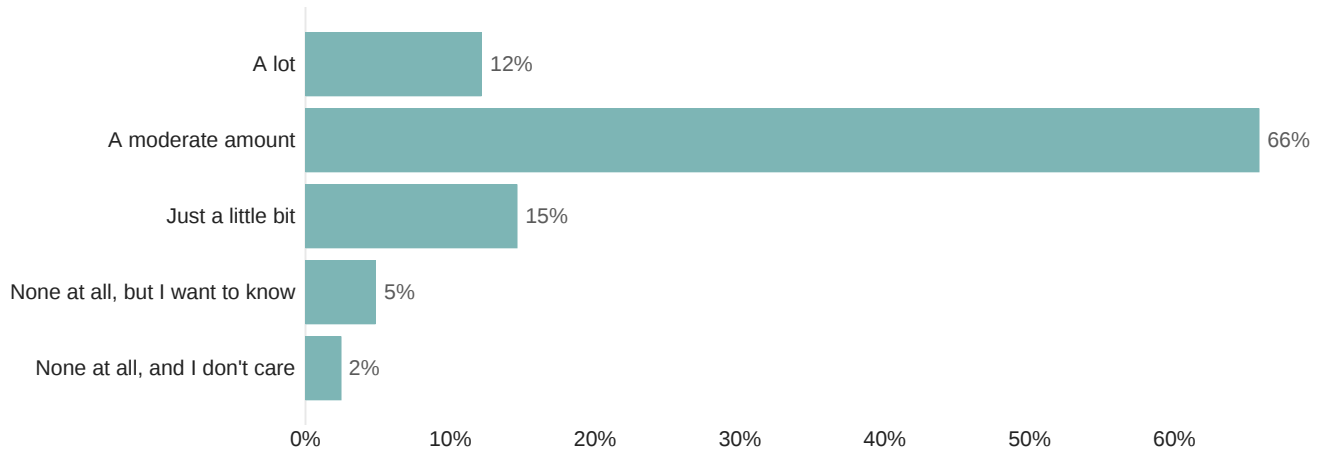
41 Responses



Q10 - How much do you know about recycling, generally speaking?

SUMMARY - A majority feels they know a moderate amount about recycling. Whereas only 12% feels that they know a lot.

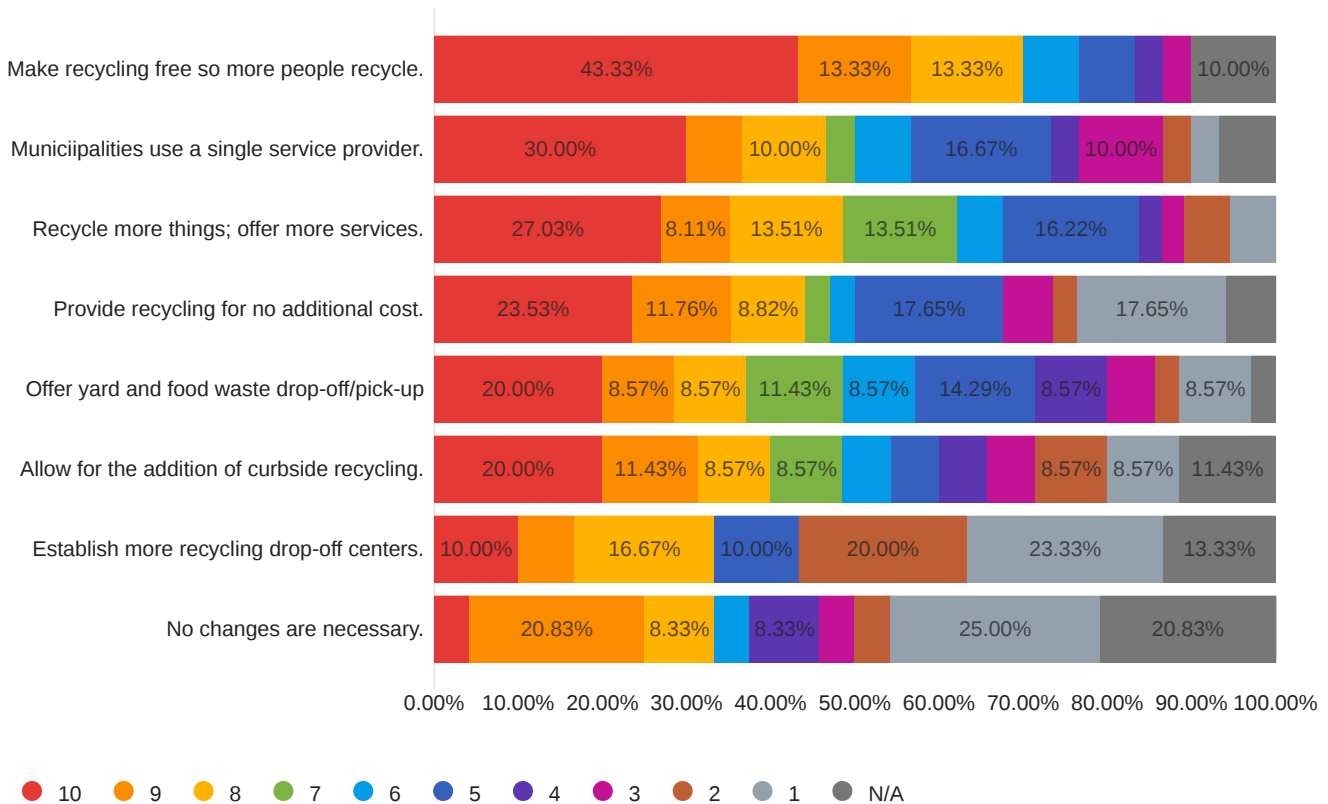
41 Responses



Q11 - Leaders in Northwest Michigan are exploring ways to improve recycling and other waste management services offered to residents and businesses. On a scale of 1-10, with 10 being VERY IMPORTANT and 0 being NOT AT ALL IMPORTANT, how important are each of the following potential improvements to you? If you already have access to an option, select 'not applicable'

SUMMARY - Although residents who currently recycle feel that recycling costs either the right amount or little to nothing for them, they express an importance for recycling to be completely free to allow for greater accessibility and participation from more people. As well, residents would like municipalities to use a single service provider and offer services to allow for the recovery of more materials.

41 Responses

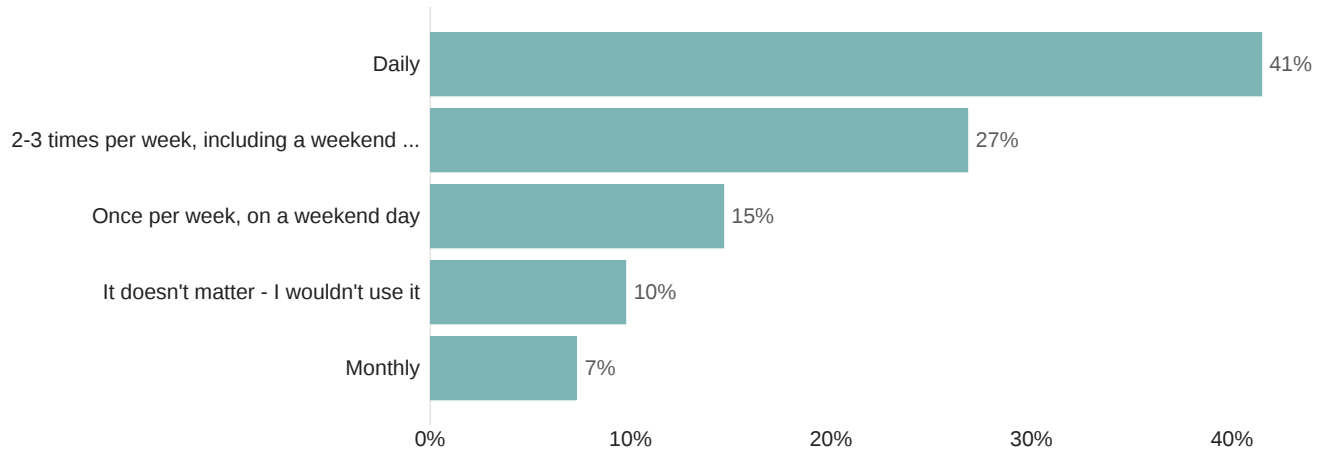


Select a field

Q12 - If a convenient recycling or food waste drop-off site were available close to where you live, how often would you want it open?

SUMMARY - 42% people would like a Drop-off site open at least once per week on the weekend day. And, 41% a quarter would like Drop-off sites open daily.

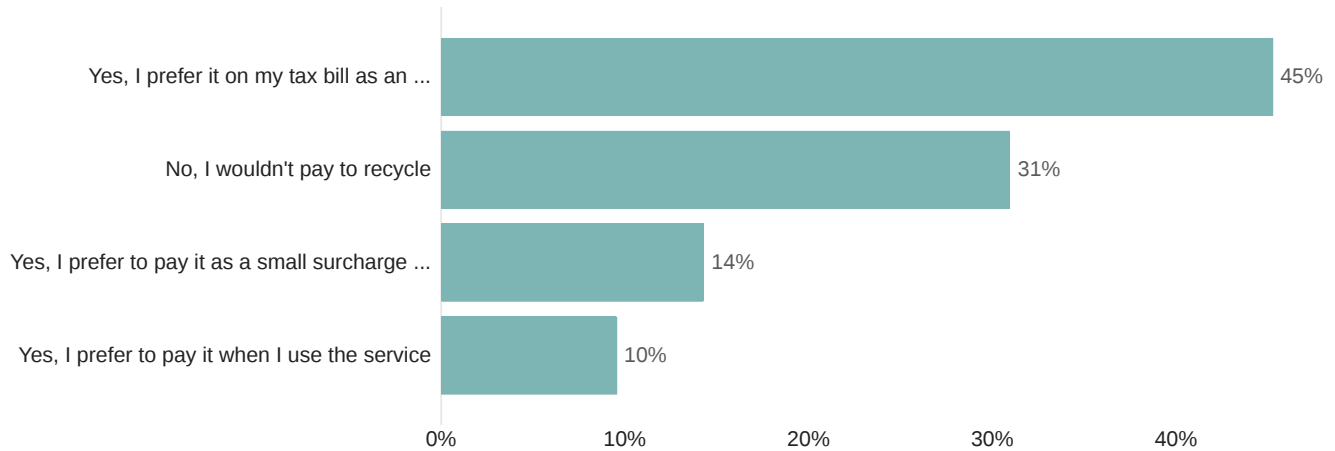
41 Responses



Q13 - Would you be willing to pay a small fee to have convenient access to recycling or food waste collection?

SUMMARY - Residents primarily prefer to pay for recycling or food waste collection through an assessment or fee on their tax bill. 31% do not want to pay anything for recycling or food waste collection services.

41 Responses

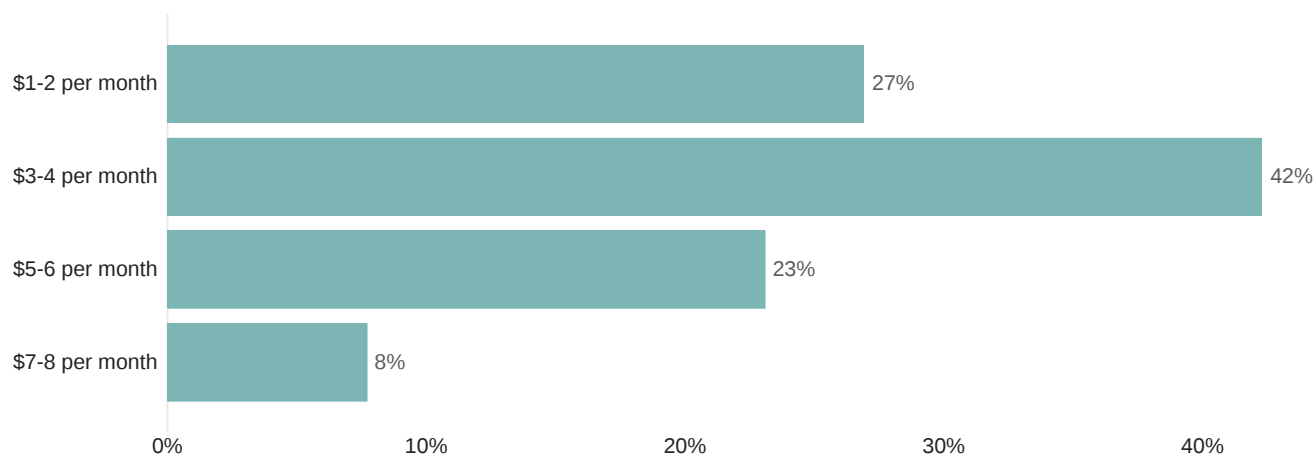


Q14 - What would you be willing to spend to get convenient access to recycling or food waste collection?

SUMMARY - A sizeable fraction of respondents (31%) would not pay anything for convenient access to recycling or food waste collection. Of those willing to pay for recycling or food waste collection, 92% want to pay \$6 or less a month for recycling or food waste collection; \$3-4 per month is most preferred.

Note: 31% of respondents would not pay anything.

26 Responses



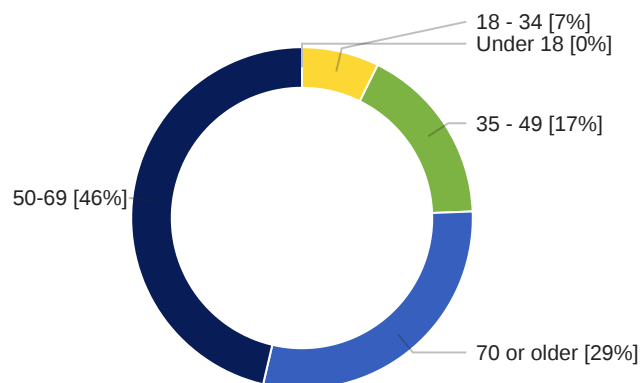
Demographics and Background of Respondents

SUMMARY:

- Respondents are primarily 50 years of age or older.
- Respondents are predominately female.
- 91% have some college education or higher.
- 95% of respondents own the home that they live in.
- 78% live in Antrim County year around.
- Unsurprisingly, because of the higher age range of our respondents, 78% do not have children living at home who are school age or younger.
- 95% of respondents are white with little representation of other racial or ethnic groups.
- Median yearly household income falls around \$75,000 - \$100,000 per year.
- N/A - no responses.

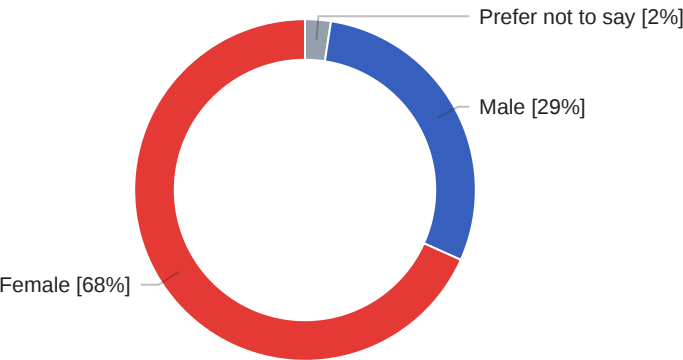
Q16 - Which of these best fits your age?

41 Responses



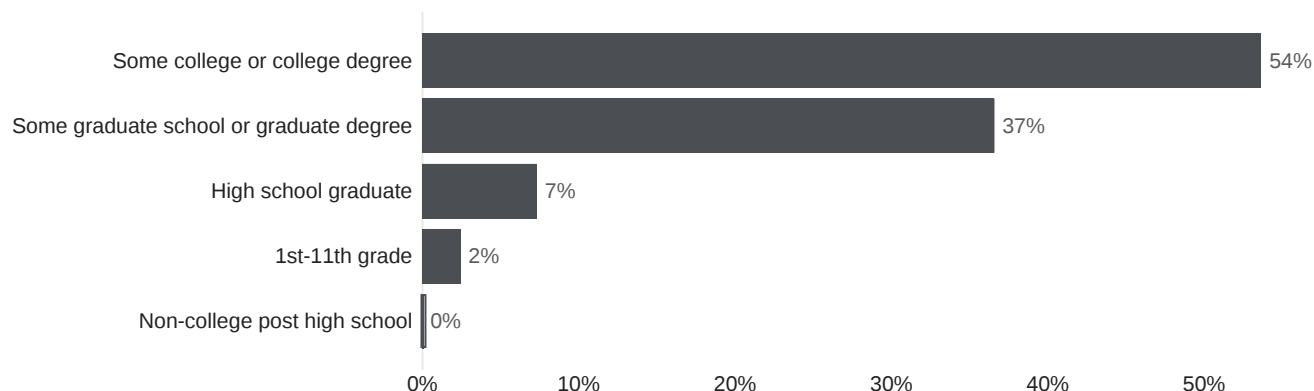
Q17 - What is your gender?

41 Responses



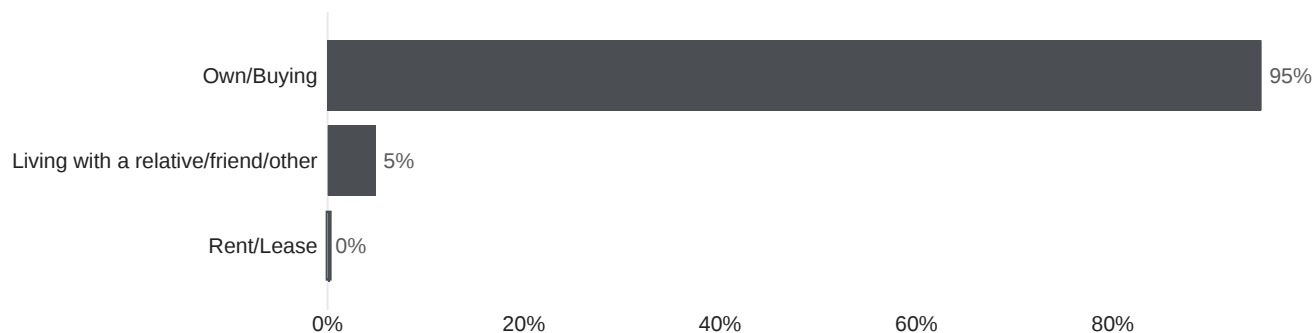
Q18 - What is the last grade or level of schooling you completed?

41 Responses



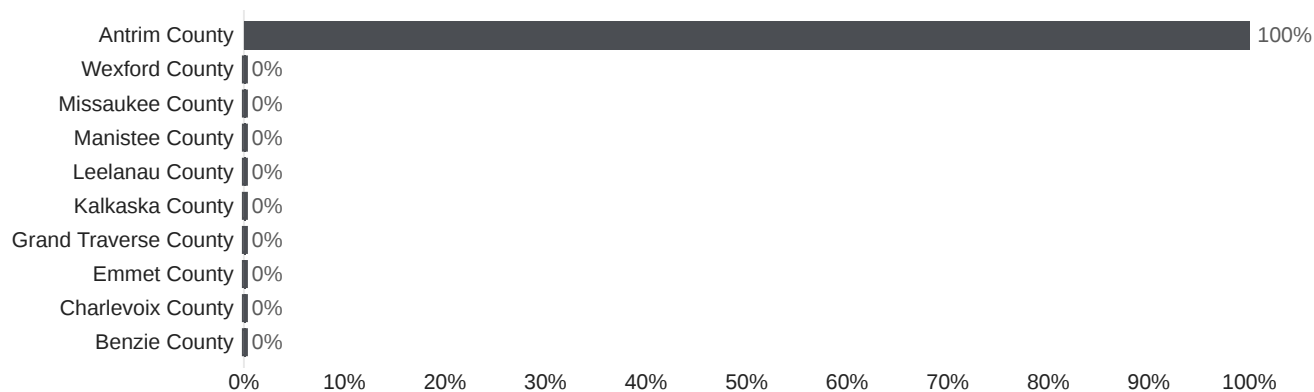
Q19 - Do you own your own home, are you buying a home, or do you lease or rent where you live?

41 Responses



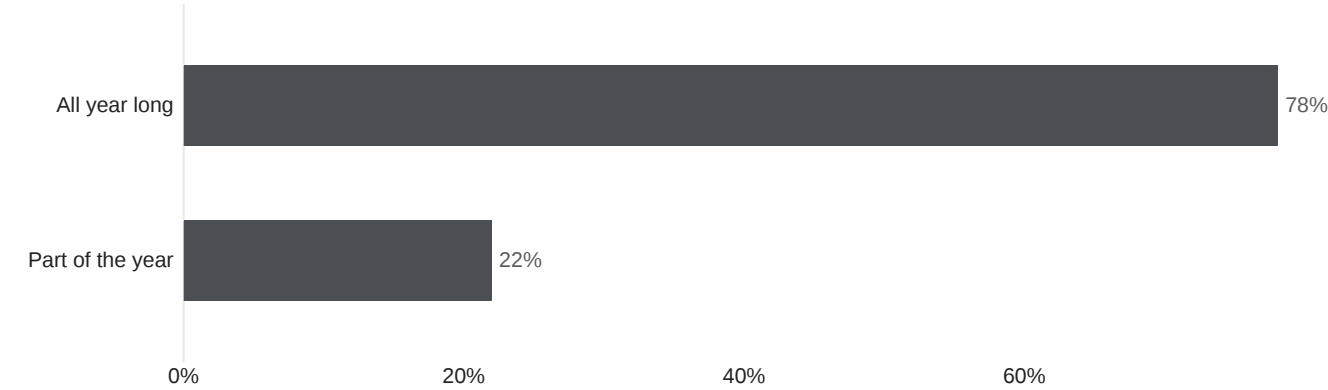
Q20 - County

41 Responses



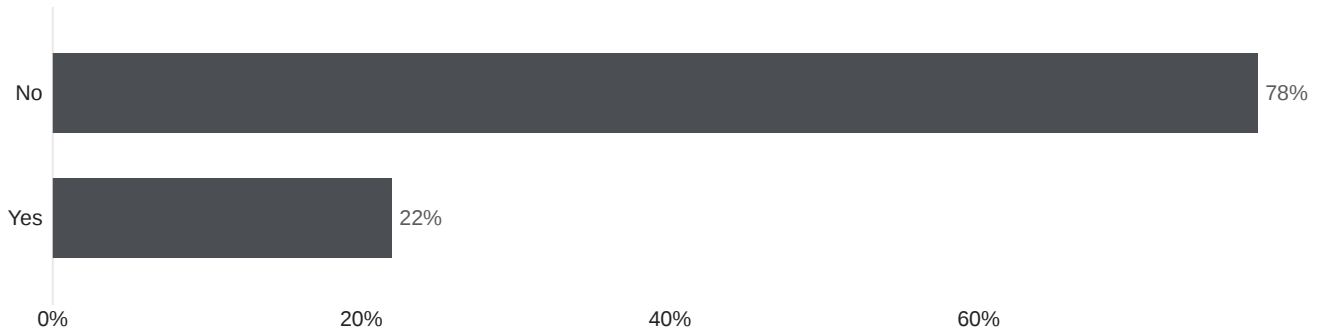
Q21 - How much of the year do you live in this county?

41 Responses



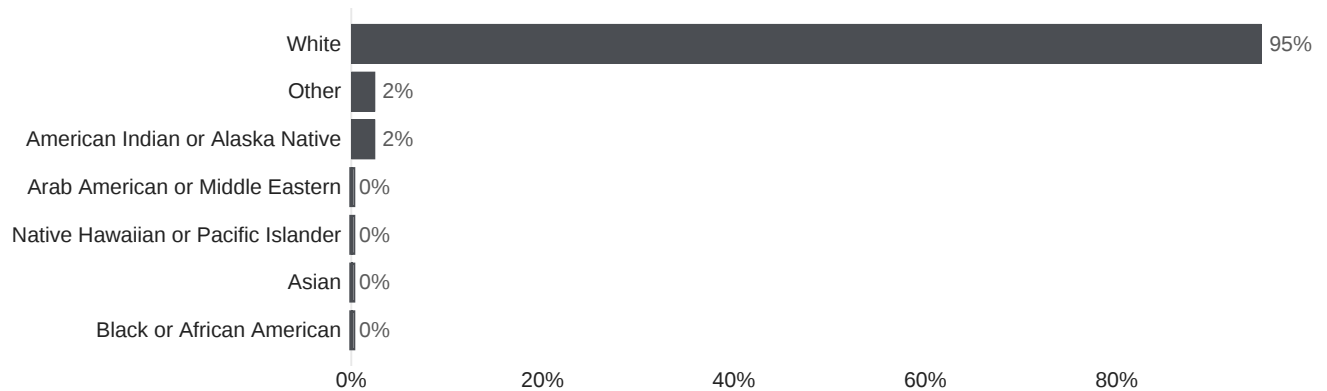
Q22 - Do you have children living in your home who are school age or younger?

41 Responses



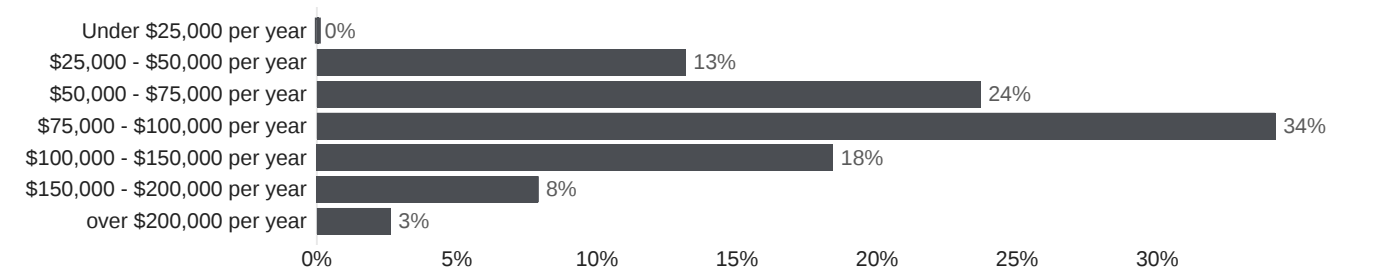
Q23 - Which racial or ethnic group best describes you?

41 Responses



Q24 - In which of the following categories does your total yearly household income fall, including everyone in the household? If retired, please select an income category based on retirement income.

38 Responses



Q27 - As a renter/lessee, do you have recycling available on the property where you live?

No data found - your filters may be too exclusive!