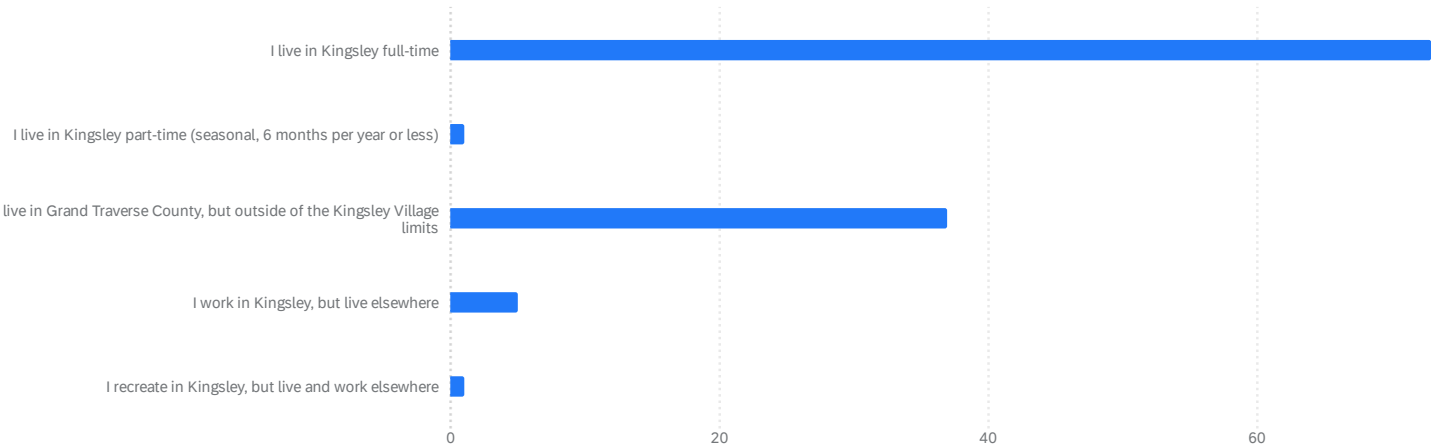


Which of the following best describes your affiliation with the Village of Kingsley? 117 ⓘ



Which of the following best describes your affiliation with the Village of Kingsley? 117 ⓘ

Q1 - Which of the following best describes your affiliation with the Village of Kingsley?	Percentage	Count
I live in Kingsley full-time	62%	73
I live in Kingsley part-time (seasonal, 6 months per year or less)	1%	1
I live in Grand Traverse County, but outside of the Kingsley Village limits	32%	37
I work in Kingsley, but live elsewhere	4%	5
I recreate in Kingsley, but live and work elsewhere	1%	1

Which of the following best describes your affiliation with the Village of Kingsley? 117 ⓘ

Which of the following best describes your affiliation with the Village of...	Average	Minimum	Maximum	Count
I live in Kingsley full-time	1.00	1.00	1.00	73
I live in Kingsley part-time (seasonal, 6 months per year or less)	2.00	2.00	2.00	1
I live in Grand Traverse County, but outside of the Kingsley Village limits	3.00	3.00	3.00	37
I work in Kingsley, but live elsewhere	4.00	4.00	4.00	5
I recreate in Kingsley, but live and work elsewhere	5.00	5.00	5.00	1

What township, village or city do you live in? 117 ⓘ

What township, village or city do you live in?

Kingsley

Paradise

Kingsley

Paradise

Garfield

Kingsley

Mayfield Township

Mayfield

Mayfield township

Paradise

paradise township

Paradise Township

What township, village or city do you live in?

Paradise

Paradise Twp

Paradise Township, in Kingsley just outside of the village.

Paradise

Mayfield Township

Mayfield township

Traverse City

Kingsley

What township, village or city do you live in?

Kingsley

Union township

Just outside village limits

Mayfield

Paradise

East Bay Township, Traverse City

Blair township

Paradise Twp

Paradise

Paradise, Kingsley

Kingsley

Paradise township

Traverse city

Paradise township



What township, village or city do you live in?

Buckley

Union

Paradise

Paradise

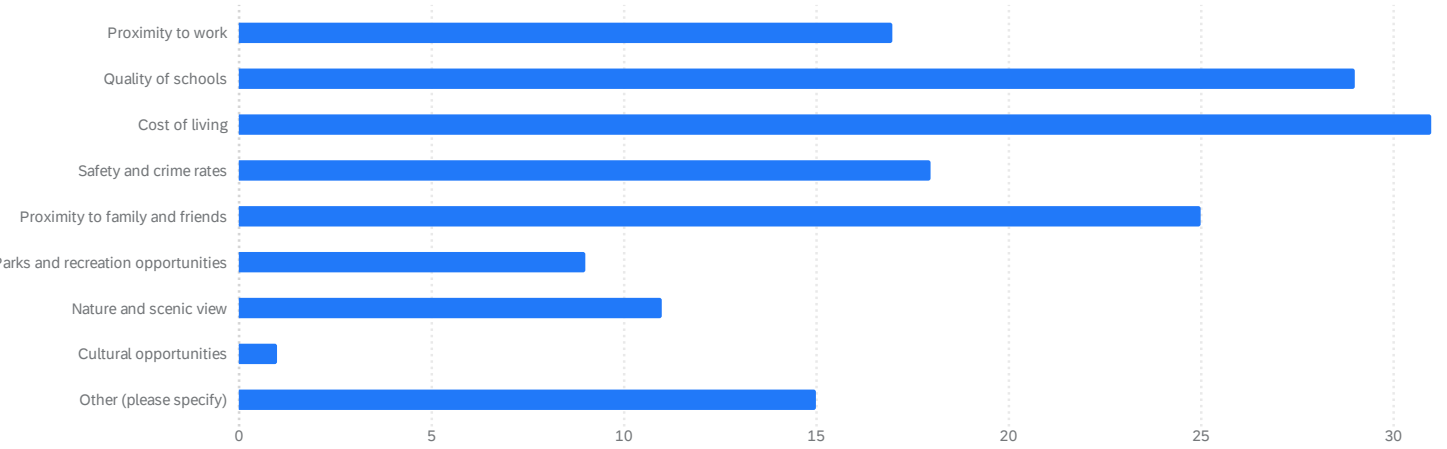
What township, village or city do you live in?

Paradise township

Paradise/ Summit City

Paradise

Why did you choose to live in Kingsley? (select your top 3) 72 ⓘ



Why did you choose to live in Kingsley? (select your top 3) 72 ⓘ

Q4 - Why did you choose to live in Kingsley? (select your top 3) - Selected Choice	Percentage	Count
Proximity to work	24%	17
Quality of schools	40%	29
Cost of living	43%	31
Safety and crime rates	25%	18
Proximity to family and friends	35%	25
Parks and recreation opportunities	13%	9

Q4 - Why did you choose to live in Kingsley? (select your top 3) - Selected Choice	Percentage	Count
Nature and scenic view	15%	11
Cultural opportunities	1%	1
Other (please specify)	21%	15

Why did you choose to live in Kingsley? (select your top 3): Other (please specify) 117 ⓘ

Other (please specify)

School

My family settled in Kingsley in 1865 as one of the founding families. I am rooted here



Other (please specify)

The house we liked was located here

I met my husband and moved up here with him. I lived in Onsted (Lenawee County), right by MIS.

Born and raised here

I grew up here.

What was available

Other (please specify)

Born and raised here.

Husband had a house here when we got married

House Prices

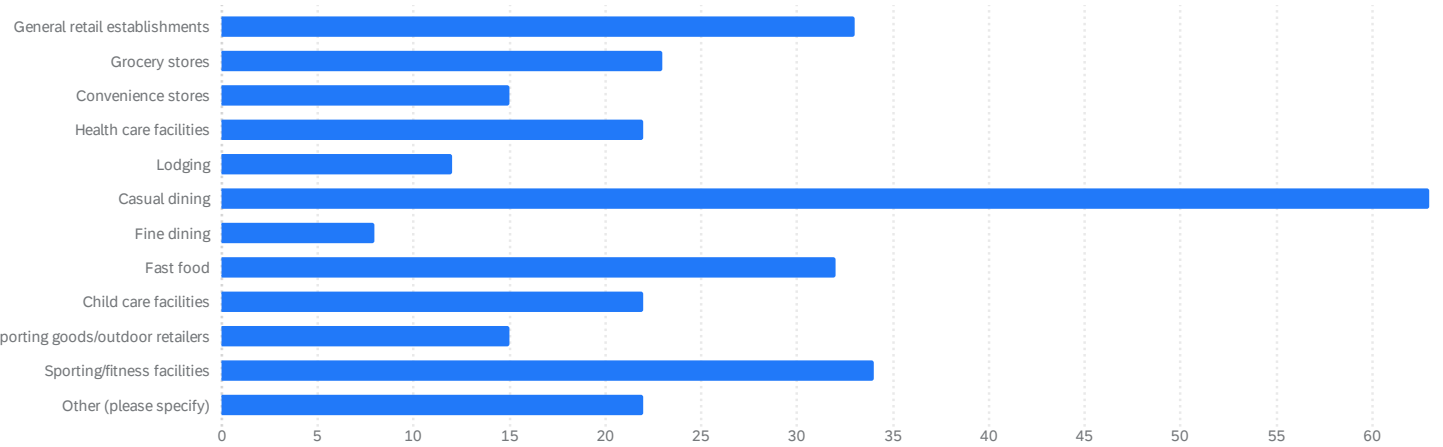
Great people here

Other (please specify)

The only place I could find when I moved

Found a house we liked

What type(s) of business or service would you like to see introduced or expanded in Kingsley (select all that apply) 109 ⓘ



What type(s) of business or service would you like to see introduced or expanded in Kingsley (select all that apply) 109 ⓘ

Q5 - What type(s) of business or service would you like to see introduced or expanded in Kingsley (select all that apply) - Selected Choice	Percentage	Count
General retail establishments	30%	33
Grocery stores	21%	23
Convenience stores	14%	15
Health care facilities	20%	22
Lodging	11%	12
Casual dining	58%	63
Fine dining	7%	8
Fast food	29%	32
Child care facilities	20%	22

Q5 - What type(s) of business or service would you like to see introduced or expanded in Kingsley (select all that apply) - Selected Choice	Percentage	Count
Sporting goods/outdoor retailers	14%	15
Sporting/fitness facilities	31%	34
Other (please specify)	20%	22

What type(s) of business or service would you like to see introduced or expanded in Kingsley (select all that apply): Other (please specify) 117 ⓘ

Other (please specify)

Long term care facility

car wash and auto shop like we use to have

Family owned and operated businesses only. No box or chain stores.

Senior living complex



Other (please specify)

Car wash

Better options for child care.

Coffee shop

Dispensaries

Other (please specify)

Outdoor community pool since we don't have any lakes here

Coffee shop and thrift store

ANY business is good for communities.

specifically, an urgent care open until say 8pm

Gym

More delivery

Family indoor activities - trampoline park, indor playground etc

Other (please specify)

I would personally like a really good ice cream place!

Another brewery!

Kingsley Folk School, Coffee Shop, Community gathering places

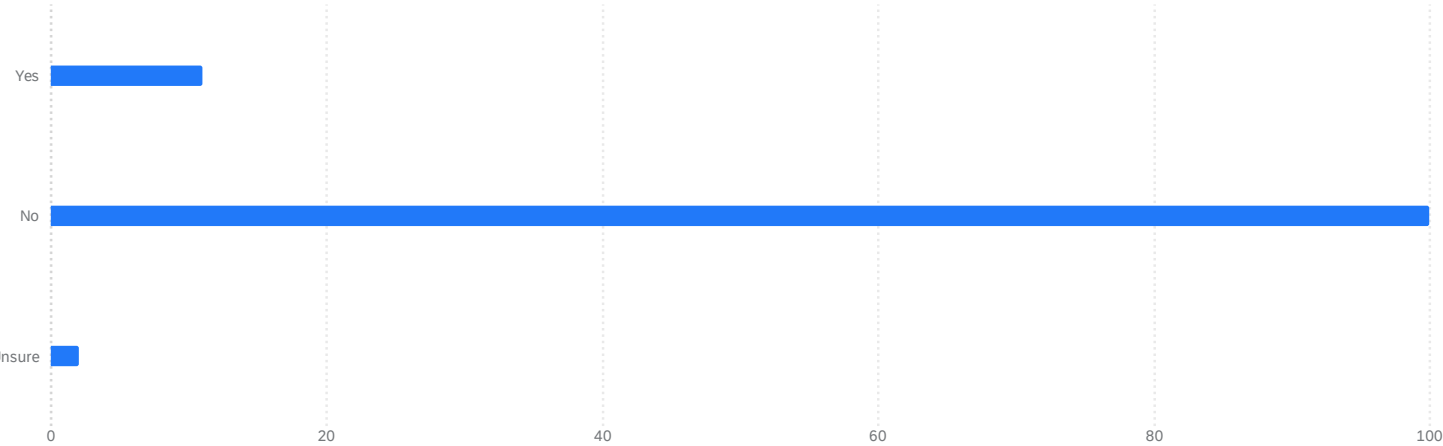
Other (please specify)

A pump track for the community would be a great thing it keeps kids teens and adults busy. It teaches them to develop new skill coordination and it's a safe place to hang out

Laundromat and a carwash

Something bigger and cheaper then Northland

Are you a business owner, manager, job recruiter, or other hiring entity in the Kingsley area? 113 ⓘ



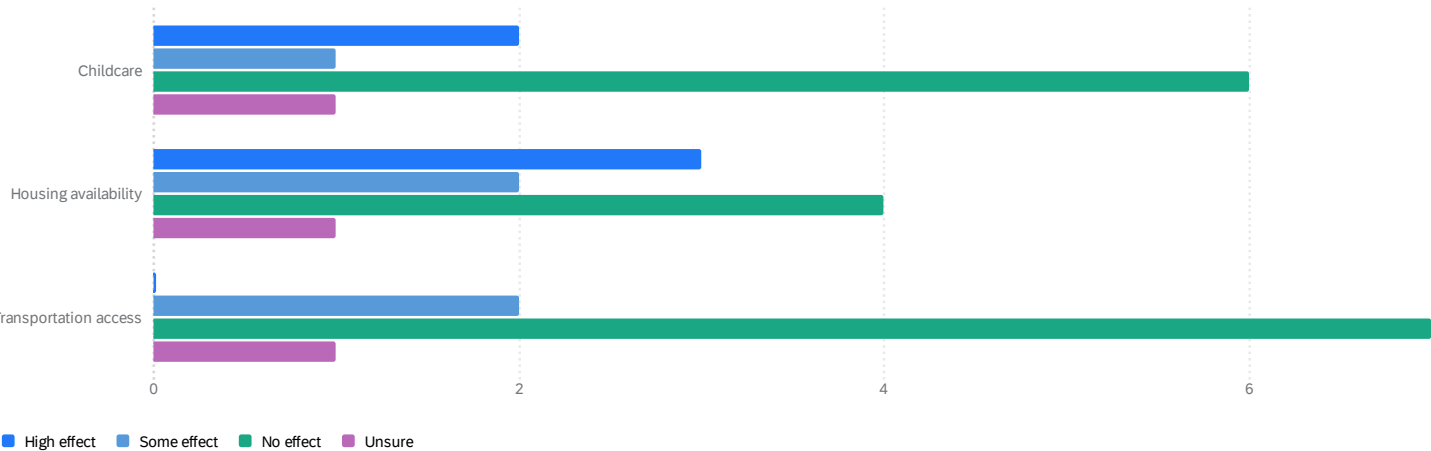
Are you a business owner, manager, job recruiter, or other hiring entity in the Kingsley area? 113 ⓘ

Q6 - Are you a business owner, manager, job recruiter, or other hiring entity in the Kingsley area?	Percentage	Count
Yes	10%	11
No	88%	100
Unsure	2%	2

Are you a business owner, manager, job recruiter, or other hiring entity in the Kingsley area? 113 ⓘ

Are you a business owner, manager, job recruiter, or other hiring entity in...	Average	Minimum	Maximum	Count
Yes	1.00	1.00	1.00	11
No	2.00	2.00	2.00	100
Unsure	3.00	3.00	3.00	2

To what degree do the following factors affect your ability to hire and retain employees? 10 ⓘ



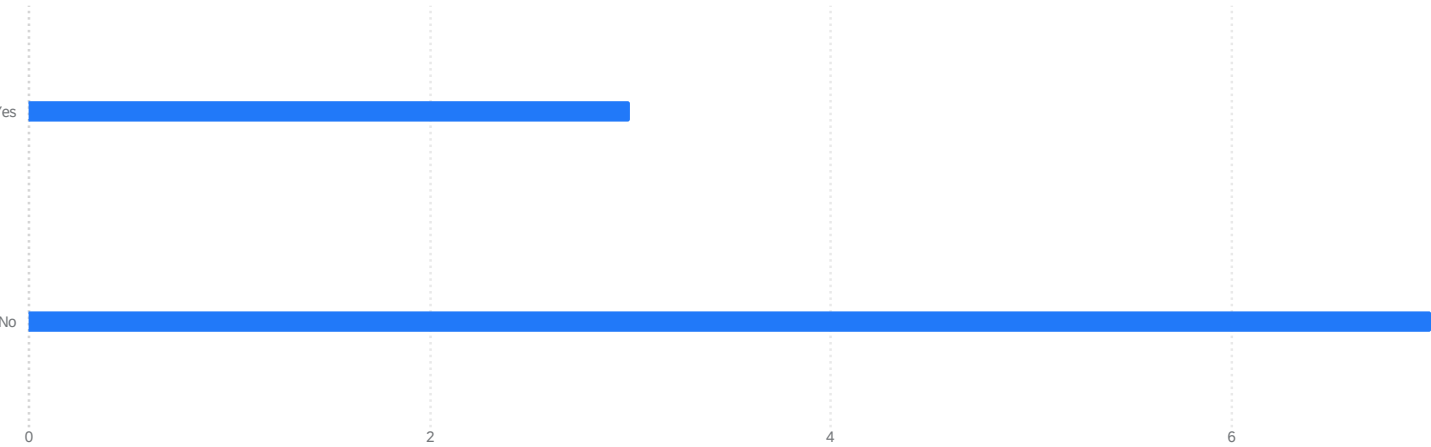
To what degree do the following factors affect your ability to hire and retain employees? 10 ⓘ

To what degree do the following factors affect your ability to hire and ret...	High effect	Some effect	No effect	Unsure
Childcare	2	1	6	1
Housing availability	3	2	4	1
Transportation access	0	2	7	1

To what degree do the following factors affect your ability to hire and retain employees? 10 ⓘ

To what degree do the following factors affect your ability to hire and ret...	Average	Minimum	Maximum	Count
Housing availability	2.30	1.00	4.00	10
Childcare	2.60	1.00	4.00	10
Transportation access	2.90	2.00	4.00	10

Have you had difficulty hiring or retaining employees over the last 24 months? 10 ⓘ



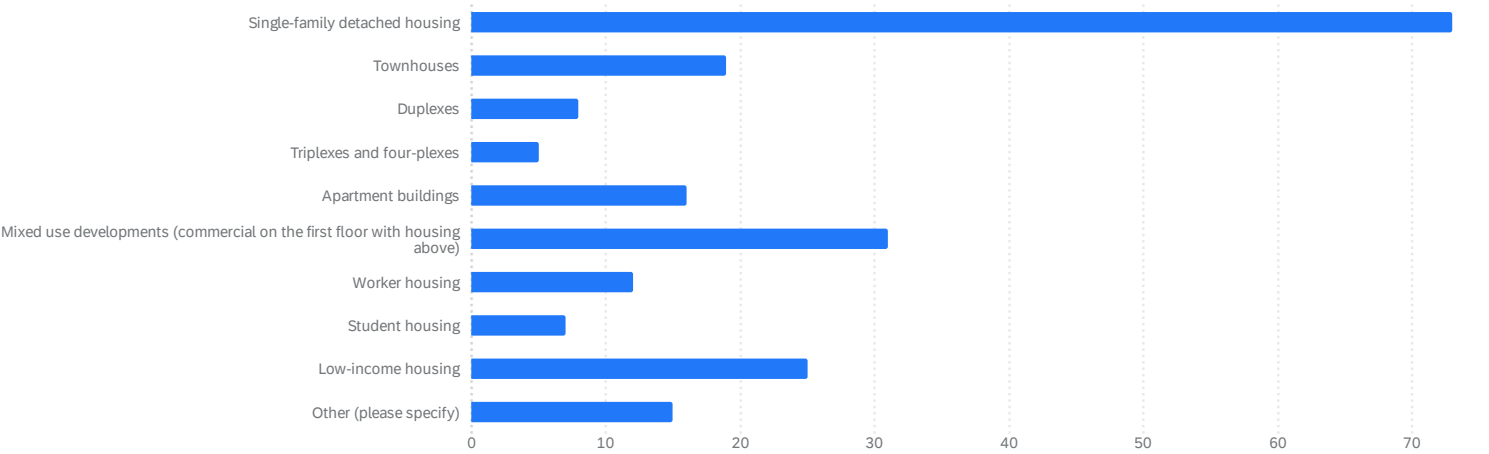
Have you had difficulty hiring or retaining employees over the last 24 months? 10 ⓘ

Q8 - Have you had difficulty hiring or retaining employees over the last 24 months?	Percentage	Count
Yes	30%	3
No	70%	7

Have you had difficulty hiring or retaining employees over the last 24 months? 10 ⓘ

Have you had difficulty hiring or retaining employees over the last 24 mont...	Average	Minimum	Maximum	Count
Yes	1.00	1.00	1.00	3
No	2.00	2.00	2.00	7

What types of housing would you like to see introduced or expanded in Kingsley? (select all that apply) 104 ⓘ



What types of housing would you like to see introduced or expanded in Kingsley? (select all that apply) 104 ⓘ

Q9 - What types of housing would you like to see introduced or expanded in Kingsley? (select all that apply) - Selected Choice	Percentage	Count
Single-family detached housing	70%	73
Townhouses	18%	19
Duplexes	8%	8
Triplexes and four-plexes	5%	5
Apartment buildings	15%	16
Mixed use developments (commercial on the first floor with housing above)	30%	31
Worker housing	12%	12
Student housing	7%	7
Low-income housing	24%	25
Other (please specify)	14%	15

What types of housing would you like to see introduced or expanded in Kingsley? (select all that apply): Other (please specify) 117 ⓘ

Other (please specify)

Other (please specify)

---

---

---

---

---

---

none, we are expanded enough

---

---

---

in line with single family homes - building homes that are geared towards first time home owners ie small (2-3 bed) and UNDER \$300,000 i think would continue bringing in young individuals/ couples & families which is great for the area overall & fills a huge gap in the northern michigan market.

---

Seniors housing

---

---

---

---

---

---

getting into multifamily housing will lose the feel of the small town atmosphere

---

none, don't need any more people

---

No expanded housing. I like the area rural.

---

---

---

No other housing

---

Affordable housing

---

---

---

---

---

---

---



Other (please specify)

None of the above

None. No developments. Keep the nature and beauty as is.

Rent to own, single person households

None of the above. I don't think being a low cost government subsidized satellite of TC is good for our community. Definitely don't want to see apartments and mixed use coming to this village.

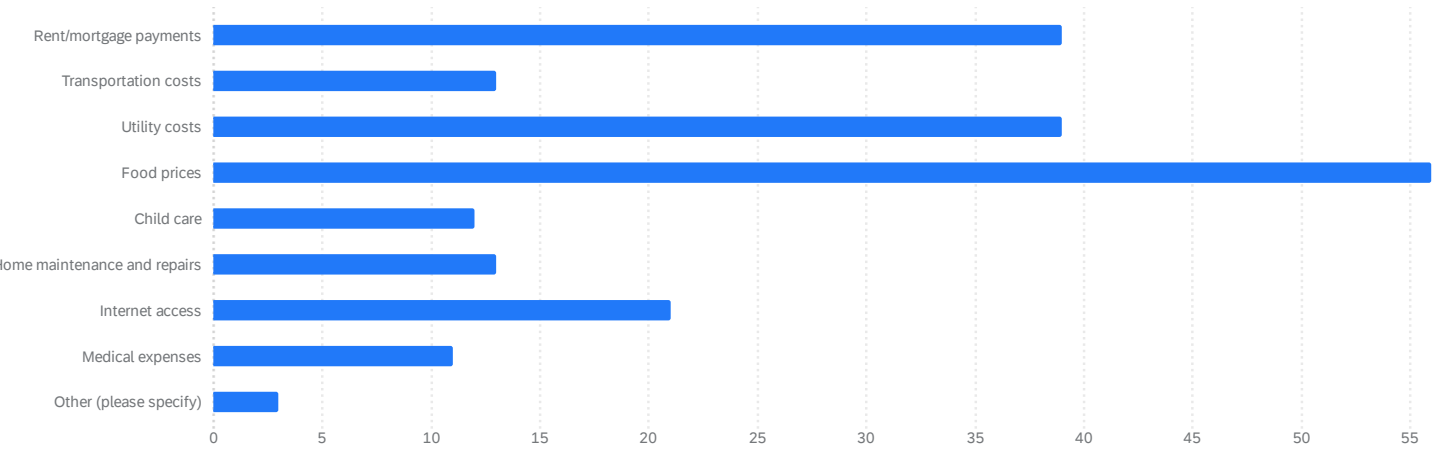
Other (please specify)

None

None

## Sustainable construction, tiny home community

Which of the following household expenditures do you feel most burdened by? (select your top 2) 109 ⓘ



Which of the following household expenditures do you feel most burdened by? (select your top 2) 109 ⓘ

Q10 - Which of the following household expenditures do you feel most burdened by? (select your top 2) - Selected Choice	Percentage	Count
Rent/mortgage payments	36%	39
Transportation costs	12%	13
Utility costs	36%	39
Food prices	51%	56
Child care	11%	12
Home maintenance and repairs	12%	13
Internet access	19%	21
Medical expenses	10%	11
Other (please specify)	3%	3

Which of the following household expenditures do you feel most burdened by? (select your top 2): Other (please specify) 117 ⓘ

Other (please specify)

Other (please specify)

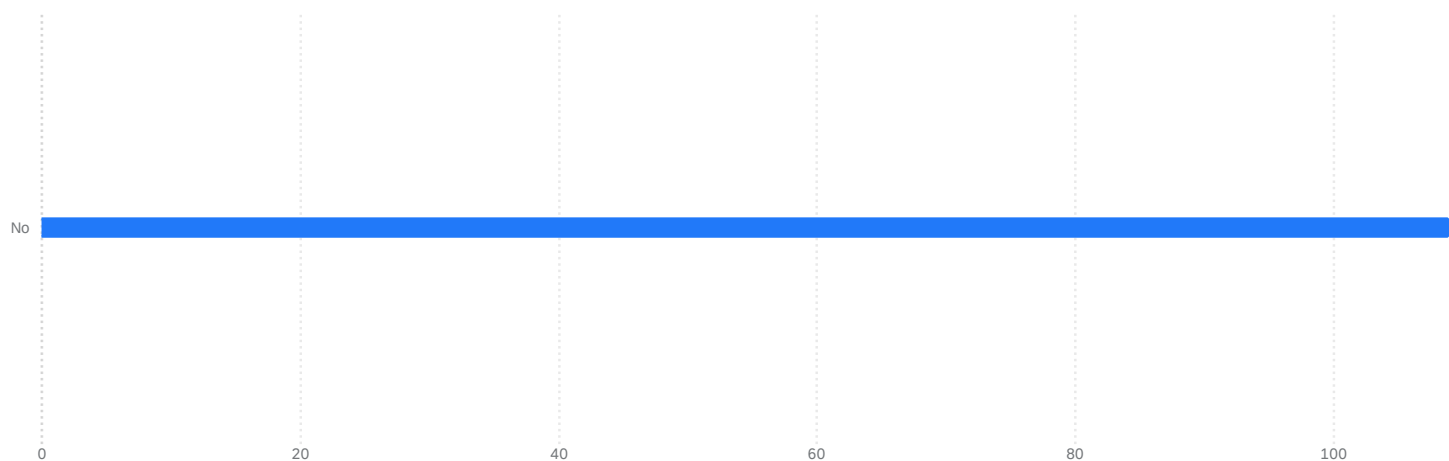
Heating

Other (please specify)

Property taxes



109





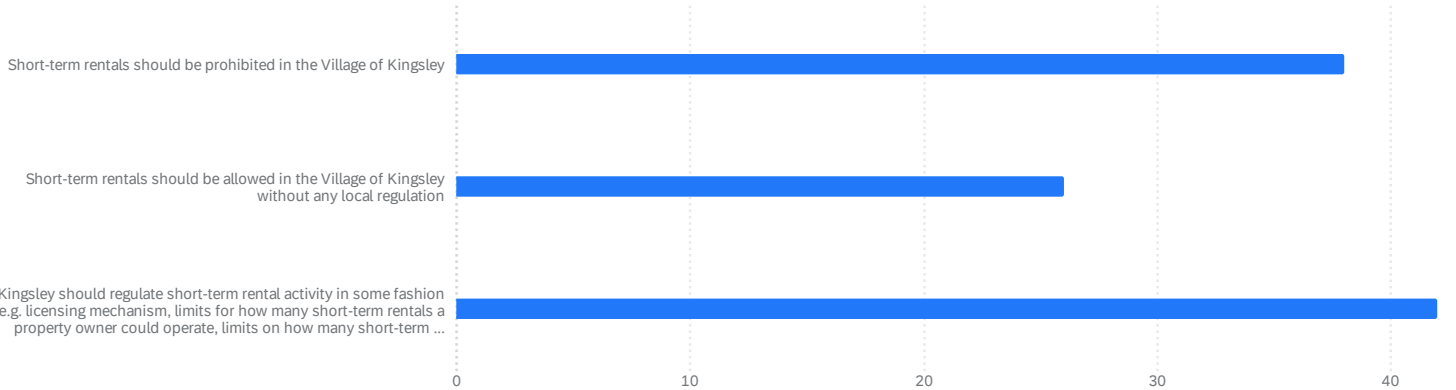
The term "Short-term rental" typically means the rental of a dwelling unit for less than 30 consecutive days. Are you a short-term rental owner? 109 ⓘ

Q11 - The term "Short-term rental" typically means the rental of a dwelling unit for less than 30 consecutive days. Are you a short-term rental owner?	Percentage	Count
No	100%	109

The term "Short-term rental" typically means the rental of a dwelling unit for less than 30 consecutive days. Are you a short-term rental owner? 109 ⓘ

The term "Short-term rental" typically means the rental of a dwelling unit...	Average	Minimum	Maximum	Count
No	2.00	2.00	2.00	109

Short-term rentals (e.g. Airbnb and VRBO) of private residential homes occur in some communities, and this activity is particularly popular in Northern Michigan. What are your thoughts about whether short-term rentals should be allowed in the Village of Kingsley? (Note: A Bed & Breakfast is different from a short-term rental, and state law could change how a local government may regulate short-term rentals in the future). 106 ⓘ



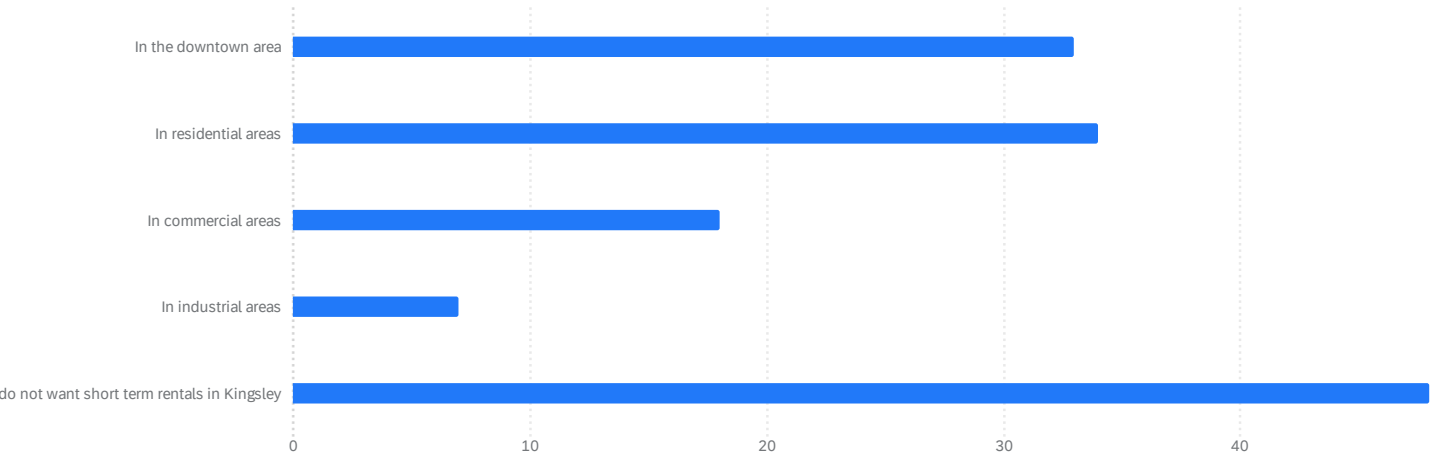
Short-term rentals (e.g. Airbnb and VRBO) of private residential homes occur in some communities, and this activity is particularly popular in Northern Michigan. What are your thoughts about whether short-term rentals should be allowed in the Village of Kingsley? (Note: A Bed & Breakfast is different from a short-term rental, and state law could change how a local government may regulate short-term rentals in the future). 106 ⓘ

Q12 - Short-term rentals (e.g. Airbnb and VRBO) of private residential homes occur in some communities, and this activity is particularly popular in Northern Michigan. What are your thoughts about whether short-term rentals should be allowed in the Village of Kingsley? (Note: A Bed & Breakfast is different from a short-term rental, and state law could change how a local government may regulate short-term rentals in the future).	Percentage	Count
Short-term rentals should be prohibited in the Village of Kingsley	36%	38
Short-term rentals should be allowed in the Village of Kingsley without any local regulation	25%	26
Kingsley should regulate short-term rental activity in some fashion (e.g. licensing mechanism, limits for how many short-term rentals a property owner could operate, limits on how many short-term rentals the Village will allow, etc.)	40%	42

Short-term rentals (e.g. Airbnb and VRBO) of private residential homes occur in some communities, and this activity is particularly popular in Northern Michigan. What are your thoughts about whether short-term rentals should be allowed in the Village of Kingsley? (Note: A Bed & Breakfast is different from a short-term rental, and state law could change how a local government may regulate short-term rentals in the future).

Short-term rentals (e.g. Airbnb and VRBO) of private residential homes occu...	Average	Minimum	Maximum	Count
Short-term rentals should be prohibited in the Village of Kingsley	1.00	1.00	1.00	38
Short-term rentals should be allowed in the Village of Kingsley without any local regulation	2.00	2.00	2.00	26
Kingsley should regulate short-term rental activity in some fashion (e.g. licensing mechanism, limits for how many short-term rentals a property owner could operate, limits on how many short-term rentals the Village will allow, etc.)	3.00	3.00	3.00	42

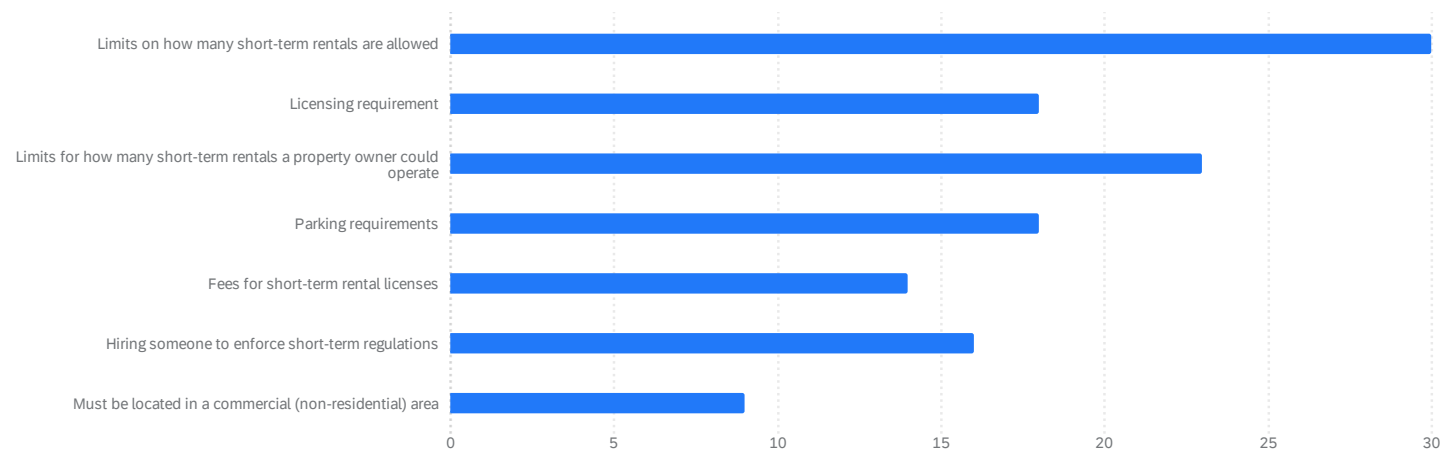
Where would you prefer to see short-term rental properties located in Kingsley? (select all that apply)



Where would you prefer to see short-term rental properties located in Kingsley? (select all that apply)

Q43 - Where would you prefer to see short-term rental properties located in Kingsley? (select all that apply)	Percentage	Count
In the downtown area	33%	33
In residential areas	34%	34
In commercial areas	18%	18
In industrial areas	7%	7
I do not want short term rentals in Kingsley	48%	48

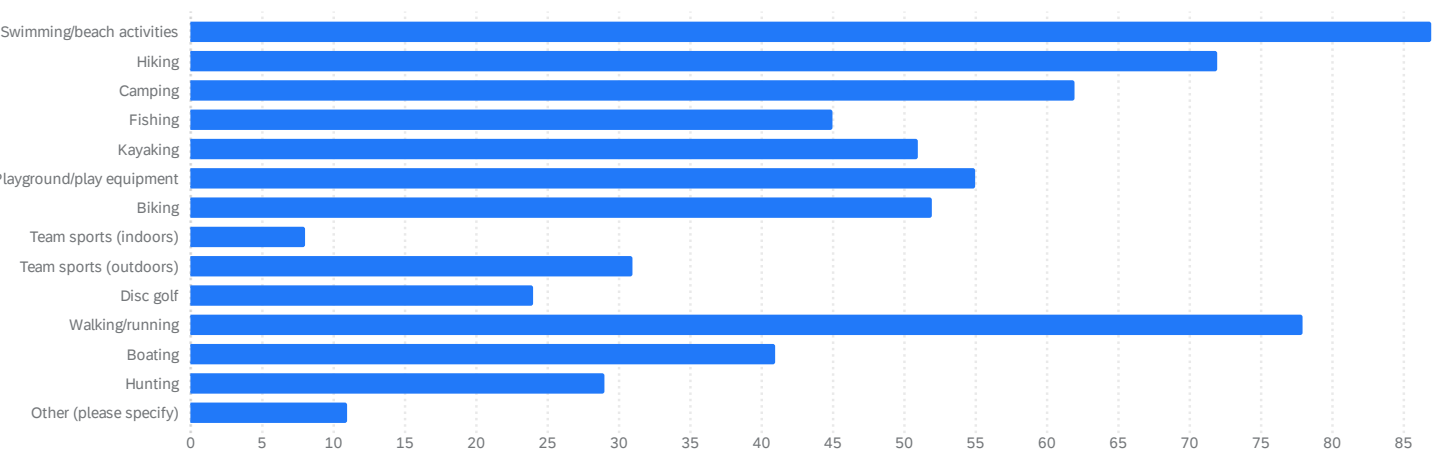
What regulations do you think should be implemented if Kingsley allows short-term rentals? 40 ⓘ



What regulations do you think should be implemented if Kingsley allows short-term rentals? 40 ⓘ

Q13 - What regulations do you think should be implemented if Kingsley allows short-term rentals?	Percentage	Count
Limits on how many short-term rentals are allowed	75%	30
Licensing requirement	45%	18
Limits for how many short-term rentals a property owner could operate	58%	23
Parking requirements	45%	18
Fees for short-term rental licenses	35%	14
Hiring someone to enforce short-term regulations	40%	16
Must be located in a commercial (non-residential) area	23%	9

Which of the following recreation activities do you participate in during the warm-weather months? (select all that apply) 105 ⓘ



105

117

gardening

ATV/SXS

Arabs/dirtbikes, horseback riding, travel, would like to do sports

Other (please specify)

Pickleball

Avoiding the tourist storm that is TC.

Tennis

Gardening

Horseback riding

Bmx racing

A horizontal bar chart with blue bars representing the percentage of people participating in various winter sports and activities. The x-axis is labeled from 0 to 50 in increments of 5. The y-axis lists the activities. The bars are ordered from top to bottom as they appear in the chart.

Activity	Percentage (%)
Hiking	37
Skiing (cross-country)	16
Skiing (downhill)	23
Snowboarding	11
Fat tire biking	4
Ice fishing	22
Ice skating	21
Sledding	53
Snowmobiling	16
Walking/running	46
Snowshoeing	24
Team sports (indoors)	16
Hunting	32
Other (please specify)	5



91

Percentage

117



## Working out inside

Other (please specify)

Disc golf

Tracking down snowmobilers and telling them to stay off private property.

Horseback riding

Reading and drinking wine

What programs or recreation amenities do not currently exist within or near...

A gym

N/A

What programs or recreation amenities do not currently exist within or near...

Sporting good store

what happen to the park/playground upgrade we were supposed to get

None

Ymca

fitness classes in the park

Anything community related

bike paths, specifically mountain bike single track, community pool, greenway around the village limit perimeter

There's enough here

We have enough

Dog park, more side walks,

Indoor pool/ workout type like ymca

Ice skating with a nice warming facility

A local gym

Updated playground equipment

What programs or recreation amenities do not currently exist within or near...

More ORV and snowmobile friendly access to restaurants.

Community pool

A community pool or indoor recreation center

Public sports field for lacrosse and football

A good gym, more community group sports for adults. Adult dance classes

Golf accessible to all

Outdoor pool since we don't have a public beach here. trampoline parks, climbing walls, mini-golf, bike paths

Senior center expansion

Outdoor workout area

Lake

What programs or recreation amenities do not currently exist within or near...

Unsure

Affordable exercise improved tennis pickleball courts

Kingsley desperately needs a recreation and/or community center. The Civic Center South would be ideal, but there should be a building that residents can access and maybe rent for parties, functions, meetings, etc. The Village community room is too small to accommodate large groups.

Indoor area for kids to play during the cold months. Better options for outdoor parks and gatherings.

Mile walking path, recreational covered area for birthday parties, etc., outdoor exercise areas.

Ice rink that was actually maintained

More/better pickleball courts, fitness facility

I would like to see some go away. Stay in TC if you want that stuff.

Camping

Community pool, community sports

Fixing up the civic center

indoor soccer, open gym for indoor basketball

An adult slow pitch softball league in the civic center

Gym for elderly and retired people



What programs or recreation amenities do not currently exist within or near...

I would love to see cross country skiing grooming. Nicer pickleball facilities would be nice. Indoor gym with turf field

Walking path through town

YMCA with pool

Indoor sports facility (softball/soccer/basketball)

A pump track for bike riders.

Birthday party indoor rental space

A bike path such as one like the vasa in traverse city

An indoor place for children

Gym space

Hiking Trails

dog park

A fitness center/ hunting and fishing classes

9 hole golf course for the public and a driving range

Rollerskating, swimming pool, go cart, trampoline park

What programs or recreation amenities do not currently exist within or near...

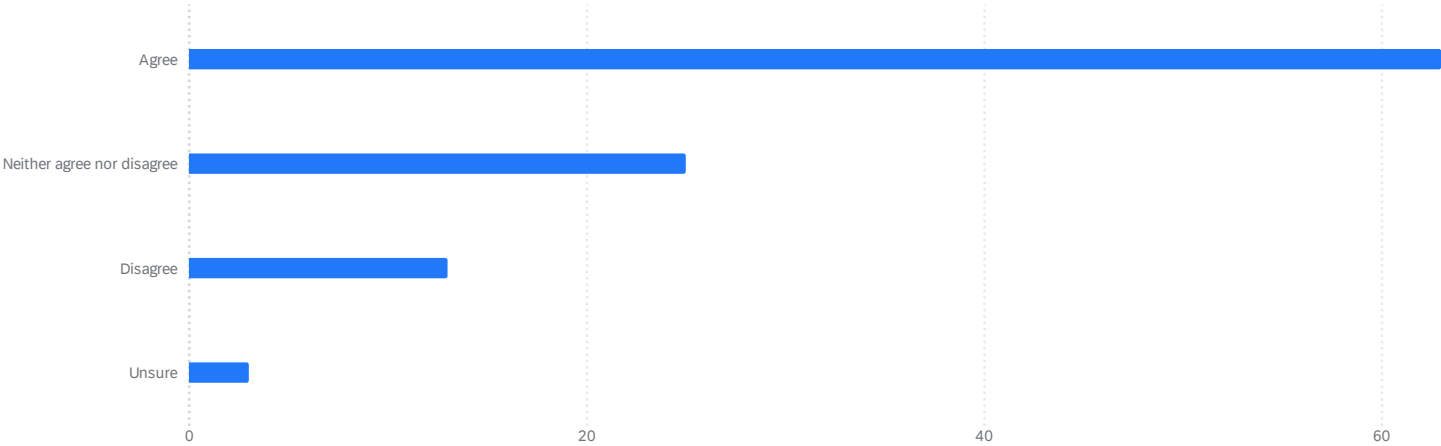
I'd like to see more things to bring the biking community together like a pump track mountain bike trails. It's a really good thing to bring people together!

Pickleball

Hiking trails

Pickle ball fitness circuit

Parks in Kingsley are well-maintained. 104 ⓘ



Parks in Kingsley are well-maintained. 104 ⓘ

Q17 - Parks in Kingsley are well-maintained.	Percentage	Count
Agree	61%	63
Neither agree nor disagree	24%	25
Disagree	13%	13
Unsure	3%	3

Parks in Kingsley are well-maintained. 104 ⓘ

Parks in Kingsley are well-maintained.	Average	Minimum	Maximum	Count
Agree	1.00	1.00	1.00	63
Neither agree nor disagree	2.00	2.00	2.00	25
Disagree	3.00	3.00	3.00	13
Unsure	4.00	4.00	4.00	3

117

Which recreation site(s) is not well-maintained? What have you noticed?

Play ground & splash pad

Civic center track and playground

Which recreation site(s) is not well-maintained? What have you noticed?

---

---

---

---

---

---

---

---

---

---

Civic Center South and The Grove especially, Brownson Park occasionally.

---

---

---

---

Civic center ice rink could be such an asset, but hasn't been maintained properly in years.

---

---

---

---

---

Disc golf courses are overgrown

---

---

---

---

---

---

---

---

---

---

Both

---

---

---

---

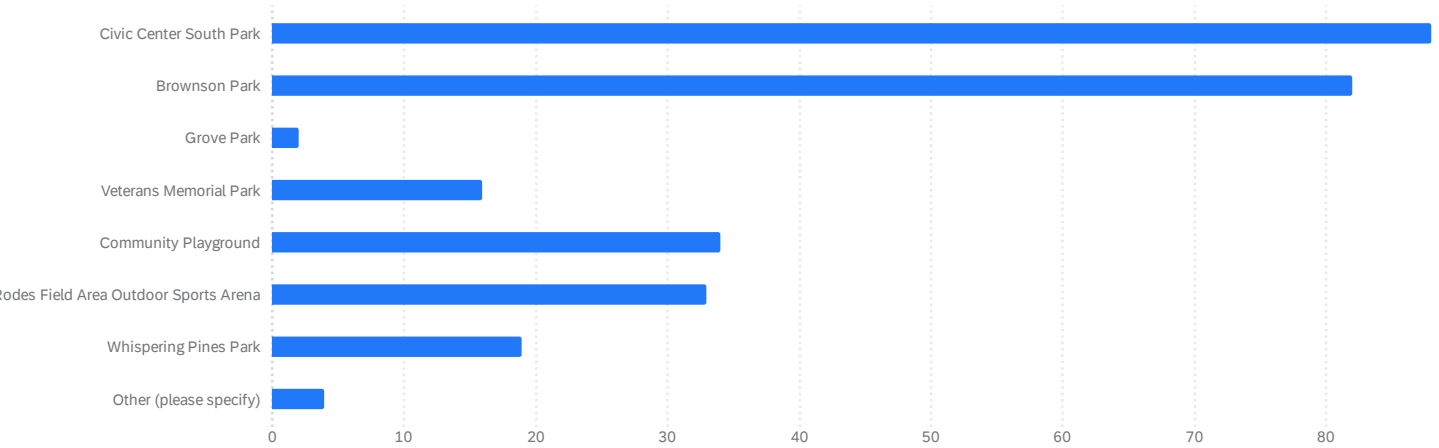
---



Which recreation site(s) is not well-maintained? What have you noticed?

No drinking water at Civic Center South

Which of the following recreation sites do you use in Kingsley? (select all that apply) 102 ⓘ



Which of the following recreation sites do you use in Kingsley? (select all that apply) 102 ⓘ

Q19 - Which of the following recreation sites do you use in Kingsley? (select all that apply) - Selected Choice	Percentage	Count
Civic Center South Park	86%	88
Brownson Park	80%	82
Grove Park	2%	2
Veterans Memorial Park	16%	16
Community Playground	33%	34
Rodes Field Area Outdoor Sports Arena	32%	33
Whispering Pines Park	19%	19
Other (please specify)	4%	4

Which of the following recreation sites do you use in Kingsley? (select all that apply): Other (please specify) 117 ⓘ

Other (please specify)



Other (please specify)

Mayfield Pond Park

Other (please specify)

Mayfield pond park

brownson park splash pad

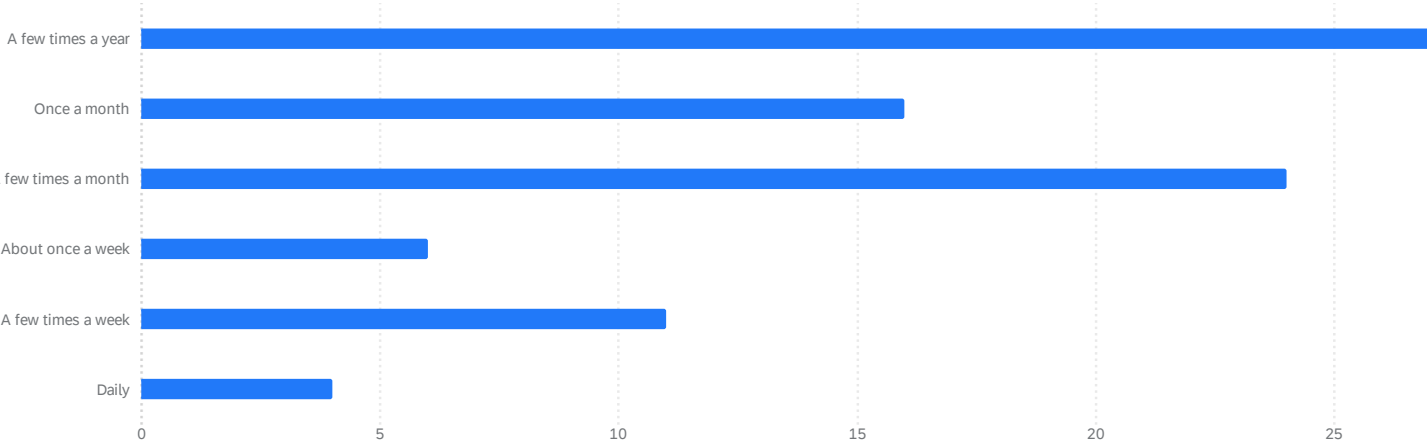
None of these on a regular basis.

None of these on a regular basis.





How often do you visit Civic Center South Park? 88 ⓘ



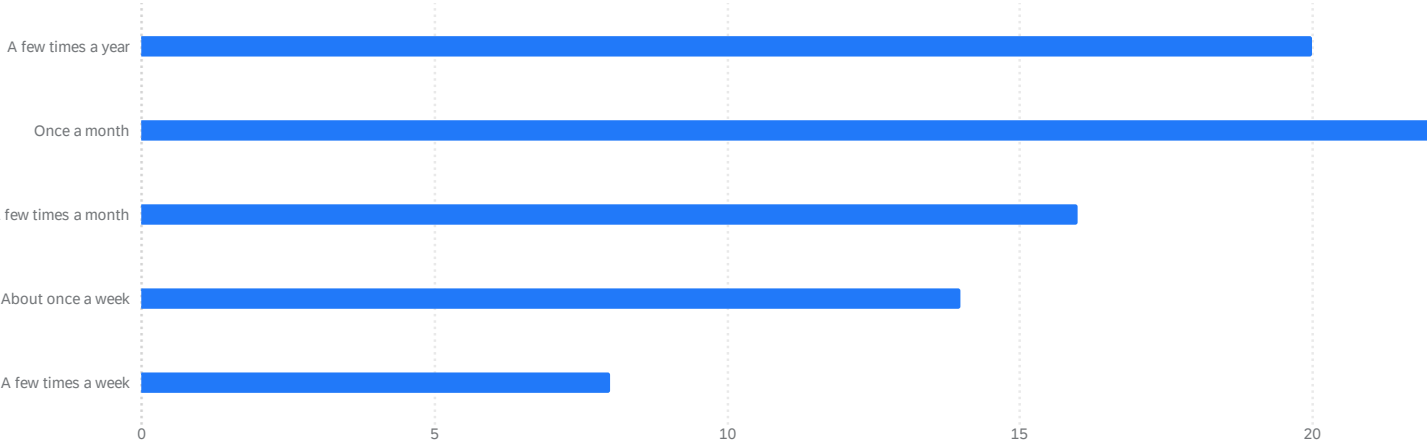
How often do you visit Civic Center South Park? 88 ⓘ

Q20 - How often do you visit Civic Center South Park?	Percentage	Count
A few times a year	31%	27
Once a month	18%	16
A few times a month	27%	24
About once a week	7%	6
A few times a week	13%	11
Daily	5%	4

How often do you visit Civic Center South Park? 88 ⓘ

How often do you visit Civic Center South Park?	Average	Minimum	Maximum	Count
A few times a year	1.00	1.00	1.00	27
Once a month	2.00	2.00	2.00	16
A few times a month	3.00	3.00	3.00	24
About once a week	4.00	4.00	4.00	6
A few times a week	5.00	5.00	5.00	11
Daily	6.00	6.00	6.00	4

How often do you visit Brownson Park? 80 ⓘ




How often do you visit Brownson Park? 80 ⓘ

Q21 - How often do you visit Brownson Park?	Percentage	Count
A few times a year	25%	20
Once a month	28%	22
A few times a month	20%	16
About once a week	18%	14
A few times a week	10%	8

How often do you visit Brownson Park? 80 ⓘ

How often do you visit Brownson Park?	Average	Minimum	Maximum	Count
A few times a year	1.00	1.00	1.00	20
Once a month	2.00	2.00	2.00	22
A few times a month	3.00	3.00	3.00	16
About once a week	4.00	4.00	4.00	14
A few times a week	5.00	5.00	5.00	8

How often do you visit Grove Park? 2 ⓘ



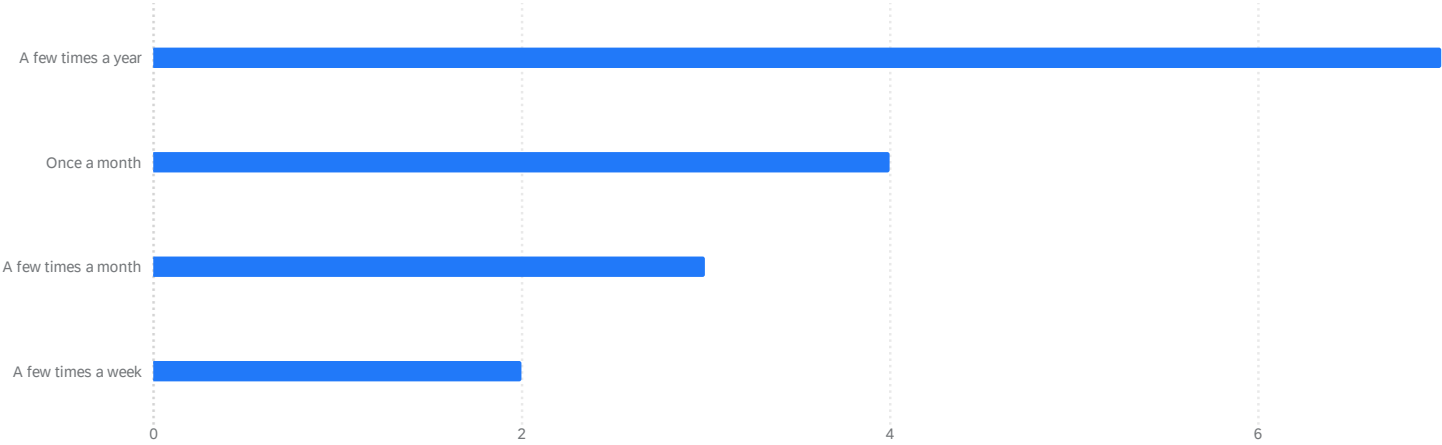
How often do you visit Grove Park? 2 ⓘ

Q22 - How often do you visit Grove Park?	Percentage	Count
A few times a year	100%	2

How often do you visit Grove Park? 2 ⓘ

How often do you visit Grove Park?	Average	Minimum	Maximum	Count
A few times a year	1.00	1.00	1.00	2

How often do you visit Veterans Memorial Park? 16 ⓘ



How often do you visit Veterans Memorial Park? 16 ⓘ

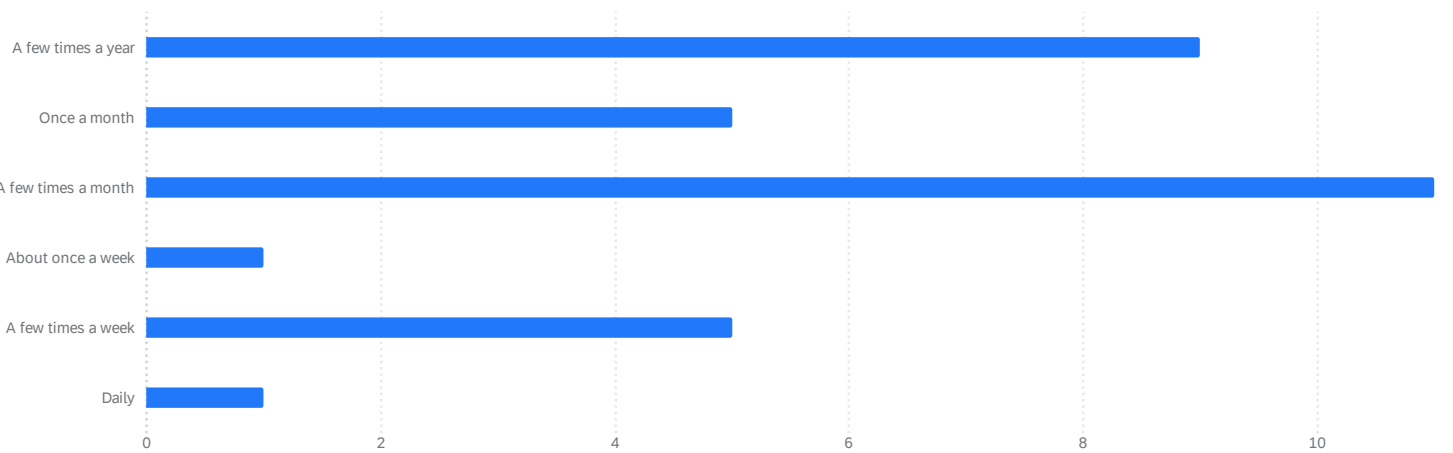
Q23 - How often do you visit Veterans Memorial Park?	Percentage	Count
A few times a year	44%	7
Once a month	25%	4
A few times a month	19%	3
A few times a week	13%	2



How often do you visit Veterans Memorial Park? 16 ⓘ

How often do you visit Veterans Memorial Park?	Average	Minimum	Maximum	Count
A few times a year	1.00	1.00	1.00	7
Once a month	2.00	2.00	2.00	4
A few times a month	3.00	3.00	3.00	3
A few times a week	5.00	5.00	5.00	2

How often do you visit the Community Playground? 32 ⓘ



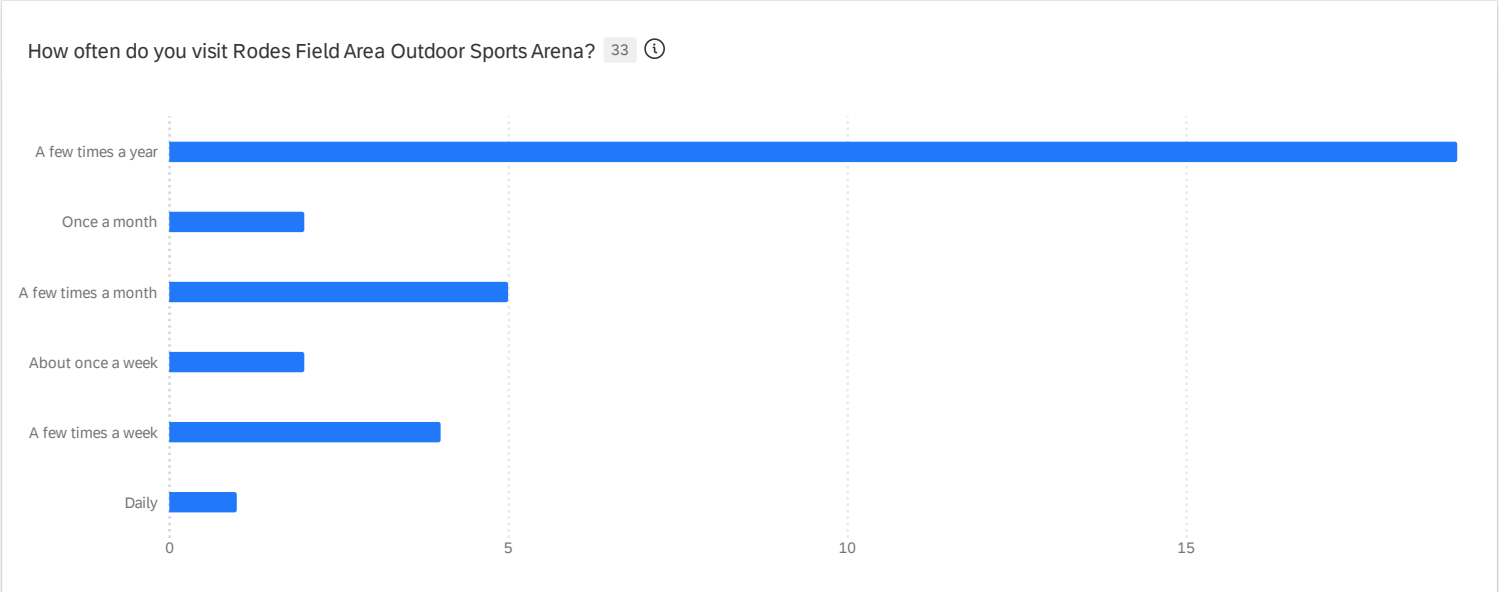
How often do you visit the Community Playground? 32 ⓘ

Q24 - How often do you visit the Community Playground?	Percentage	Count
A few times a year	28%	9
Once a month	16%	5
A few times a month	34%	11
About once a week	3%	1
A few times a week	16%	5
Daily	3%	1

How often do you visit the Community Playground? 32 ⓘ

How often do you visit the Community Playground?	Average	Minimum	Maximum	Count
A few times a year	1.00	1.00	1.00	9
Once a month	2.00	2.00	2.00	5

How often do you visit the Community Playground?	Average	Minimum	Maximum	Count
A few times a month	3.00	3.00	3.00	11
About once a week	4.00	4.00	4.00	1
A few times a week	5.00	5.00	5.00	5
Daily	6.00	6.00	6.00	1



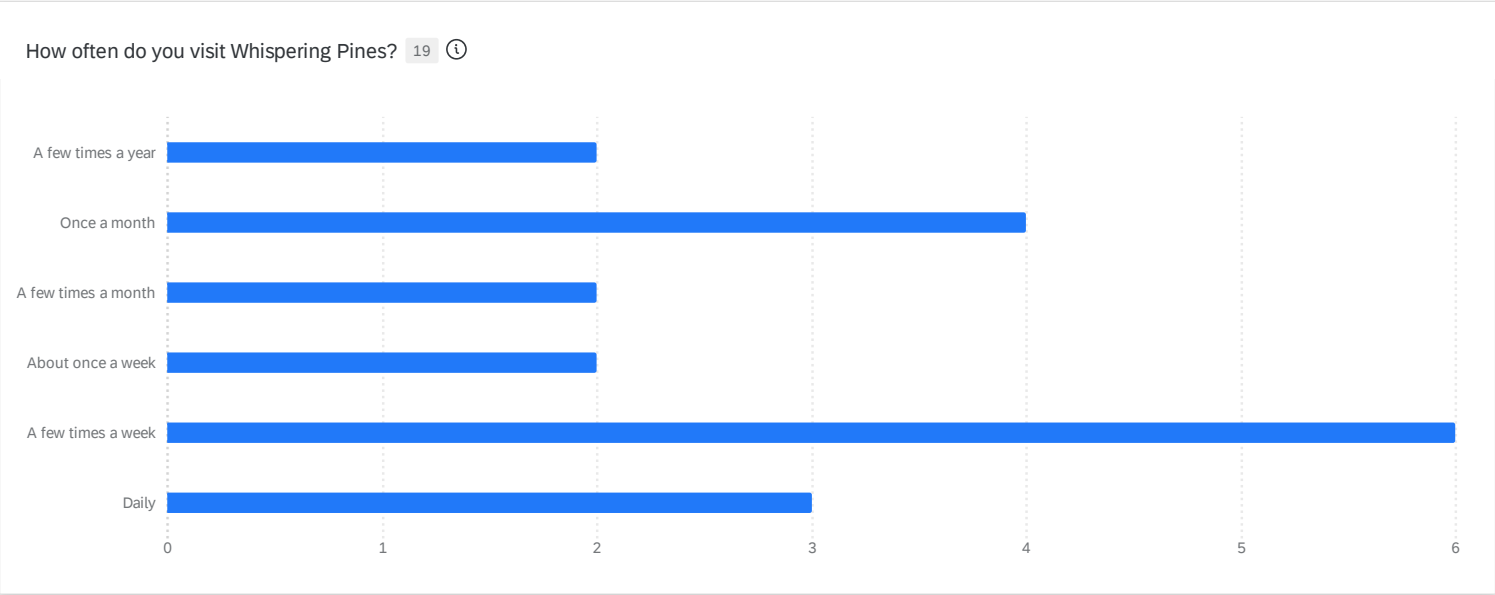
How often do you visit Rodes Field Area Outdoor Sports Arena? 33 ⓘ

Q25 - How often do you visit Rodes Field Area Outdoor Sports Arena?	Percentage	Count
A few times a year	58%	19
Once a month	6%	2
A few times a month	15%	5
About once a week	6%	2
A few times a week	12%	4
Daily	3%	1

How often do you visit Rodes Field Area Outdoor Sports Arena? 33 ⓘ

How often do you visit Rodes Field Area Outdoor Sports Arena?	Average	Minimum	Maximum	Count
A few times a year	1.00	1.00	1.00	19
Once a month	2.00	2.00	2.00	2
A few times a month	3.00	3.00	3.00	5
About once a week	4.00	4.00	4.00	2

How often do you visit Rodes Field Area Outdoor Sports Arena?	Average	Minimum	Maximum	Count
A few times a week	5.00	5.00	5.00	4
Daily	6.00	6.00	6.00	1



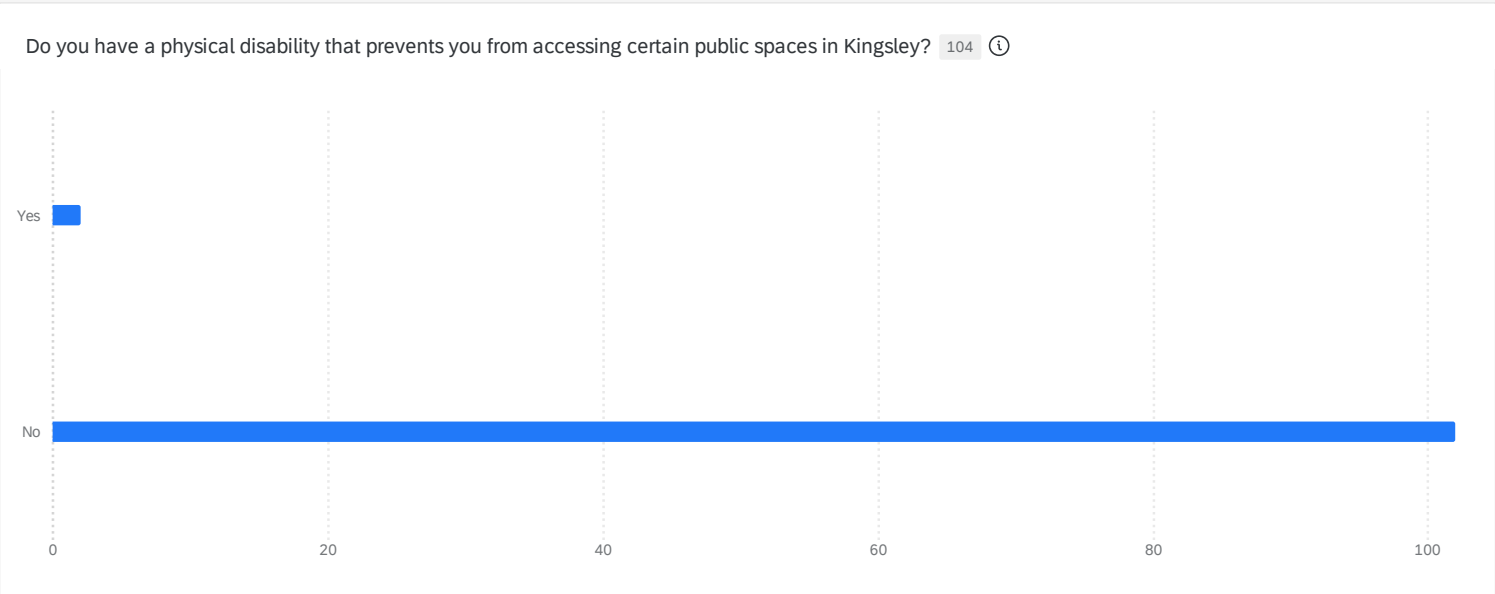
How often do you visit Whispering Pines? 19 ⓘ

Q44 - How often do you visit Whispering Pines?	Percentage	Count
A few times a year	11%	2
Once a month	21%	4
A few times a month	11%	2
About once a week	11%	2
A few times a week	32%	6
Daily	16%	3

How often do you visit Whispering Pines? 19 ⓘ

How often do you visit Whispering Pines?	Average	Minimum	Maximum	Count
A few times a year	1.00	1.00	1.00	2
Once a month	2.00	2.00	2.00	4
A few times a month	3.00	3.00	3.00	2
About once a week	4.00	4.00	4.00	2
A few times a week	5.00	5.00	5.00	6

How often do you visit Whispering Pines?	Average	Minimum	Maximum	Count
Daily	6.00	6.00	6.00	3



Do you have a physical disability that prevents you from accessing certain public spaces in Kingsley? 104 ⓘ

Q46 - Do you have a physical disability that prevents you from accessing certain public spaces in Kingsley?	Percentage	Count
Yes	2%	2
No	98%	102

Do you have a physical disability that prevents you from accessing certain public spaces in Kingsley? 104 ⓘ

Do you have a physical disability that prevents you from accessing certain...	Average	Minimum	Maximum	Count
Yes	1.00	1.00	1.00	2
No	2.00	2.00	2.00	102

What improvements could be made to improve accessibility to spaces in Kingsley? Please note specific public areas. 117 ⓘ

What improvements could be made to improve accessibility to spaces in Kings...

---

---

---

---





What improvements could be made to improve accessibility to spaces in Kings...

Village offices have ramp on opposite side of buildingg

A horizontal bar chart with blue bars representing the percentage of respondents for each funding source. The x-axis is labeled from 0 to 100 in increments of 20. The y-axis lists the funding sources. The bars are ordered from top to bottom: Donations, Grants, Re-appropriation of existing taxpayer funds, Millage to fund site improvements, and None of the above.

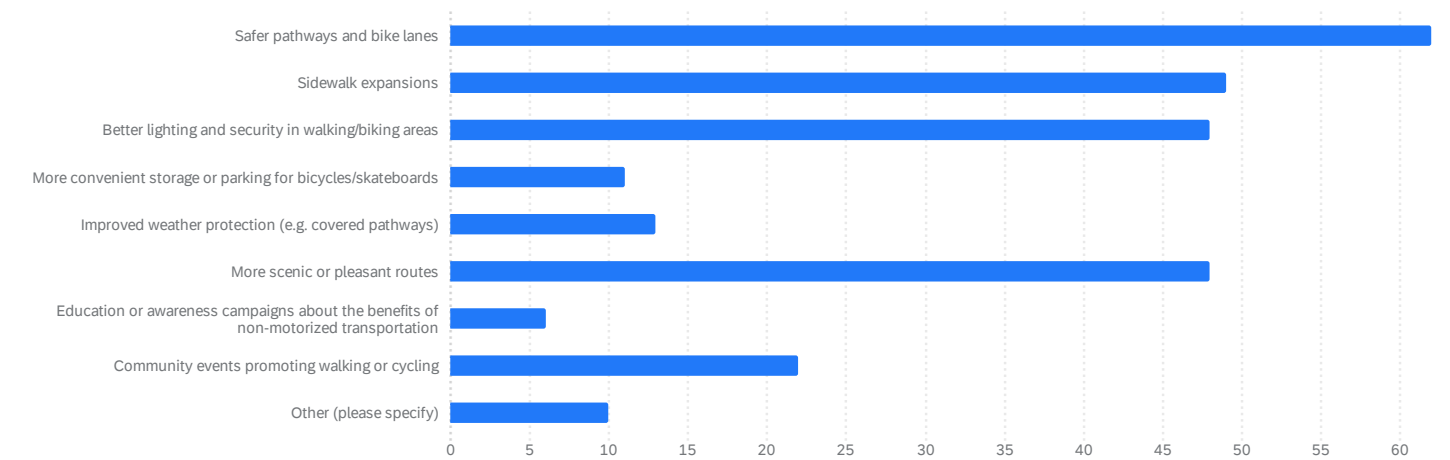
Funding Source	Percentage
Donations	84%
Grants	94%
Re-appropriation of existing taxpayer funds	57%
Millage to fund site improvements	47%
None of the above	4%



Which funding methods do you support for parks and recreation in Kingsley? (select all that apply) 101 ⓘ

Q26 - Which funding methods do you support for parks and recreation in Kingsley? (select all that apply)	Percentage	Count
Donations	82%	83
Grants	92%	93
Re-appropriation of existing taxpayer funds	56%	57
Millage to fund site improvements	47%	47
None of the above	3%	3

What factors would motivate you to use non-motorized transportation (such as walking, cycling, skateboarding) more frequently? (select all that apply) 93 ⓘ



What factors would motivate you to use non-motorized transportation (such as walking, cycling, skateboarding) more frequently? (select all that apply) 93 ⓘ

Q27 - What factors would motivate you to use non-motorized transportation (such as walking, cycling, skateboarding) more frequently? (select all that apply) - Selected Choice	Percentage	Count
Safer pathways and bike lanes	67%	62
Sidewalk expansions	53%	49
Better lighting and security in walking/biking areas	52%	48
More convenient storage or parking for bicycles/skateboards	12%	11
Improved weather protection (e.g. covered pathways)	14%	13
More scenic or pleasant routes	52%	48
Education or awareness campaigns about the benefits of non-motorized transportation	6%	6
Community events promoting walking or cycling	24%	22
Other (please specify)	11%	10

What factors would motivate you to use non-motorized transportation (such as walking, cycling, skateboarding) more frequently? (select all that apply): Other (please specify) 117 ⓘ

Other (please specify)

---

---

---

---

---

New to Mountain Biking. Will continue to explore proper maintained trails

---

---

---

---

---

---

---

---

a bike or hiking trail

---

---

---

great law enforcement of speed limits throughout the village

---

---

---

---

---

---

---

---

Less traffic would motivate me to walk on the road. Not interested in pathways

---

---

---

---

---





Drivers actually driving the speed limit

Other (please specify)

Are there any areas that you think would benefit from additional sidewalk connections? 117 ⓘ

Are there any areas that you think would benefit from additional sidewalk c...

We need a biking path that connects us to TC

N/A

High school to the fields and down town

No

Civic center south NEEDS sidewalks leading into the facility along the road

Are there any areas that you think would benefit from additional sidewalk c...

---

---

---

---

---

---

---

---

---

---

Along south bronson avenue

---

---

---

---

I cannot think of any

---

---

---

---

---

---

---

---

---

---

---

---

---

---

---

---

I walk across roads a lot

---

---

---

No

I would love to have sidewalk capability in the pleasant valley, Eden neighborhood.

---

---

---

---

Are there any areas that you think would benefit from additional sidewalk c...

I paid village tax and I do not have any sidewalk in front of my lawn. I was forced to drive my kids to school due to lack of sidewalk on my side of house.

Connect to mayfield pond

Summit city road

Village to Family Dollar, better path to high school and across to the ball fields.

No.

Improved crosswalk awareness at 4way



Are there any areas that you think would benefit from additional sidewalk c...

Would be nice to have sidewalk connection to the township office and polling place.

## From Cherrywood to Dollar General

Spring st to Clark St north side of the road

All the roads in town that don't have them

High School

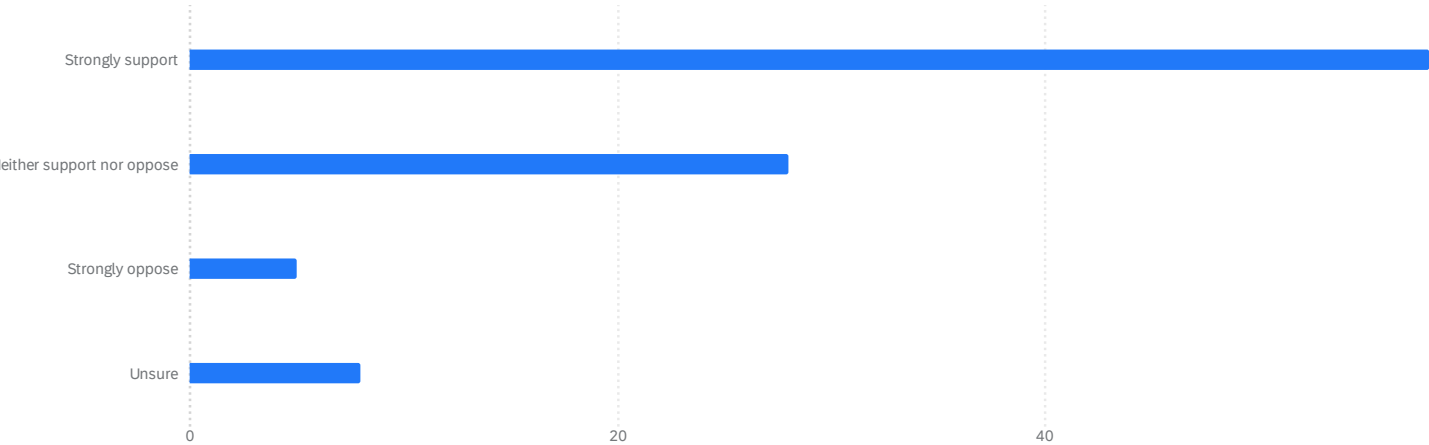
Are there any areas that you think would benefit from additional sidewalk c...

Up to the high school, walking path trail in track/football fields

Side streets and a sidewalk from town all the way to the dollar general area

Fenton Street all the way to Whispering Pines entrance

To what degree would you support additional trail connections from Kingsley to other areas? 99 ⓘ



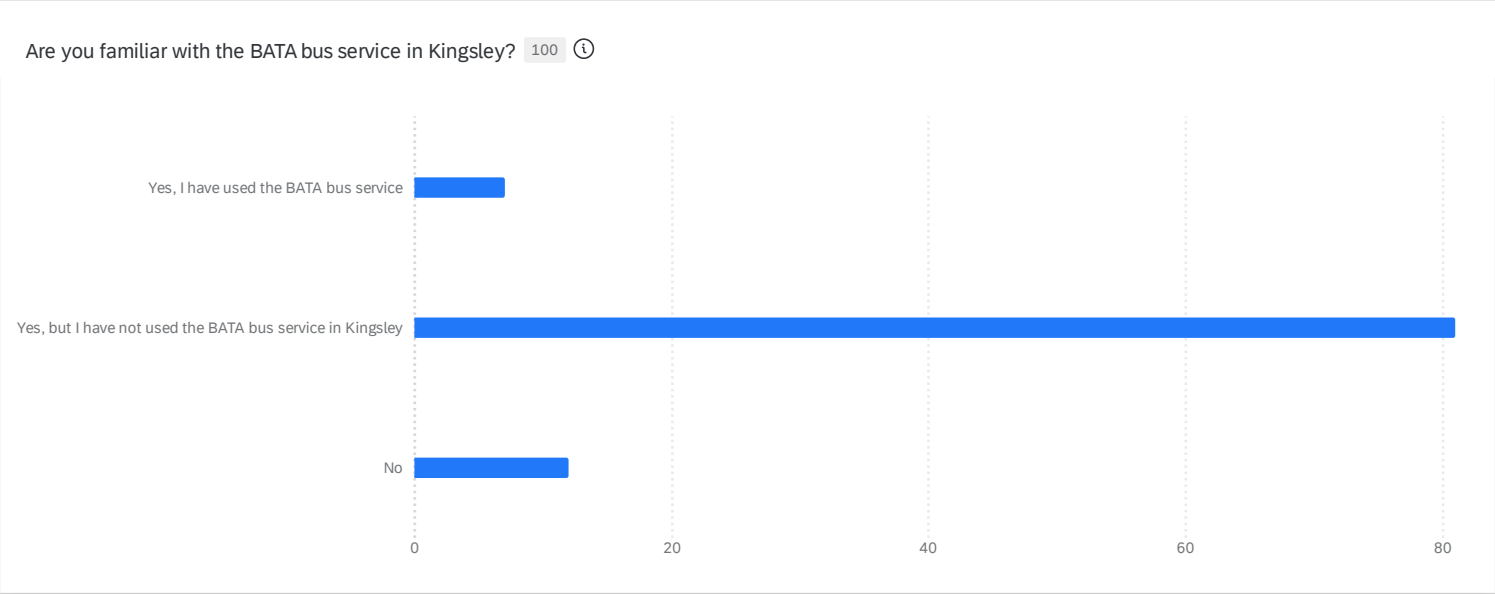
To what degree would you support additional trail connections from Kingsley to other areas? 99 ⓘ

Q29 - To what degree would you support additional trail connections from Kingsley to other areas?	Percentage	Count
Strongly support	59%	58
Neither support nor oppose	28%	28
Strongly oppose	5%	5
Unsure	8%	8

To what degree would you support additional trail connections from Kingsley to other areas? 99 ⓘ

To what degree would you support additional trail connections from Kingsley...	Average	Minimum	Maximum	Count
Strongly support	1.00	1.00	1.00	58

To what degree would you support additional trail connections from Kingsley...	Average	Minimum	Maximum	Count
Neither support nor oppose	2.00	2.00	2.00	28
Strongly oppose	3.00	3.00	3.00	5
Unsure	4.00	4.00	4.00	8



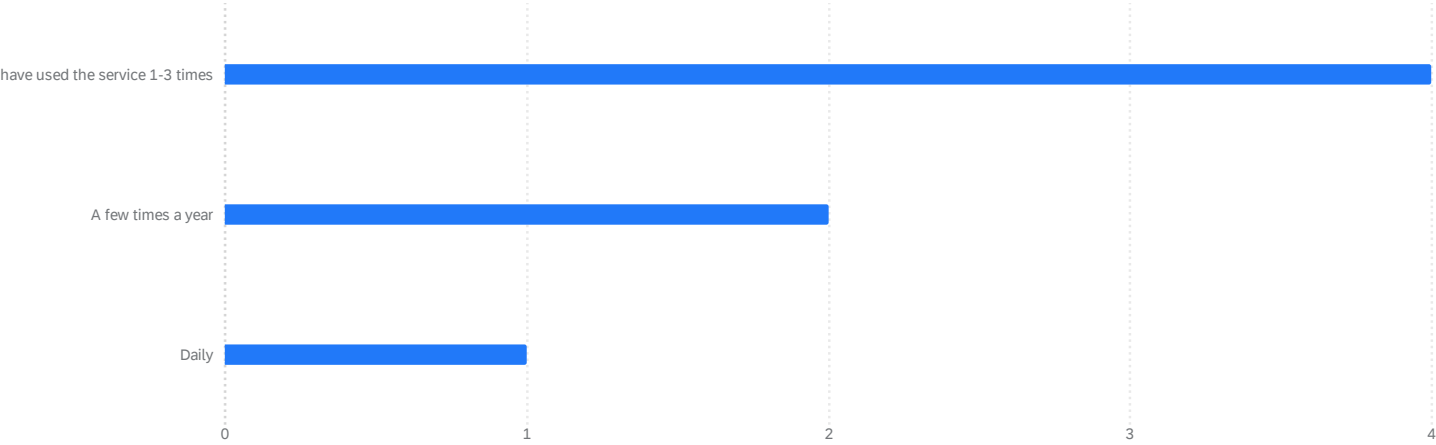
Are you familiar with the BATA bus service in Kingsley? 100 ⓘ

Q30 - Are you familiar with the BATA bus service in Kingsley?	Percentage	Count
Yes, I have used the BATA bus service	7%	7
Yes, but I have not used the BATA bus service in Kingsley	81%	81
No	12%	12

Are you familiar with the BATA bus service in Kingsley? 100 ⓘ

Are you familiar with the BATA bus service in Kingsley?	Average	Minimum	Maximum	Count
Yes, I have used the BATA bus service	1.00	1.00	1.00	7
Yes, but I have not used the BATA bus service in Kingsley	2.00	2.00	2.00	81
No	3.00	3.00	3.00	12

How often do you use BATA bus? 7 ⓘ



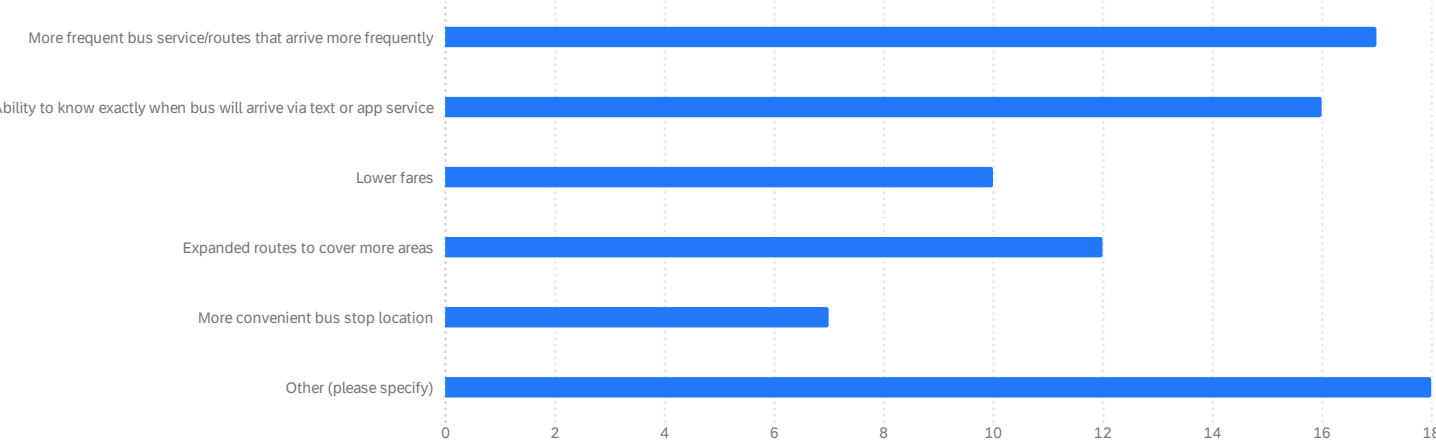
How often do you use BATA bus? 7 ⓘ

Q31 - How often do you use BATA bus?	Percentage	Count
I have used the service 1-3 times	57%	4
A few times a year	29%	2
Daily	14%	1

How often do you use BATA bus? 7 ⓘ

How often do you use BATA bus?	Average	Minimum	Maximum	Count
I have used the service 1-3 times	1.00	1.00	1.00	4
A few times a year	2.00	2.00	2.00	2
Daily	5.00	5.00	5.00	1

Which of the following would incentivize you to use BATA bus to and from Kingsley more often? (select all that apply) 48 ⓘ



Which of the following would incentivize you to use BATA bus to and from Kingsley more often? (select all that apply) 48 ⓘ

Q32 - Which of the following would incentivize you to use BATA bus to and from Kingsley more often? (select all that apply) - Selected Choice	Percentage	Count
More frequent bus service/routes that arrive more frequently	35%	17
Ability to know exactly when bus will arrive via text or app service	33%	16
Lower fares	21%	10
Expanded routes to cover more areas	25%	12
More convenient bus stop location	15%	7
Other (please specify)	38%	18

Which of the following would incentivize you to use BATA bus to and from Kingsley more often? (select all that apply): Other (please specify) 117 ⓘ

Other (please specify)

No personal need for me to use it.

I would not use the BATA bus

i would never use the bus

None

Other (please specify)

I love Bata! While thier stops are convenient from me, I've heard from others they don't use it because they aren't convenient for them. I agree that it's hard to get around sometimes.

Would not consider due to needing to do childcare coordination daily.

None of the above

None



none

I have my own car, so not intrested in Bata

I have No need for the service

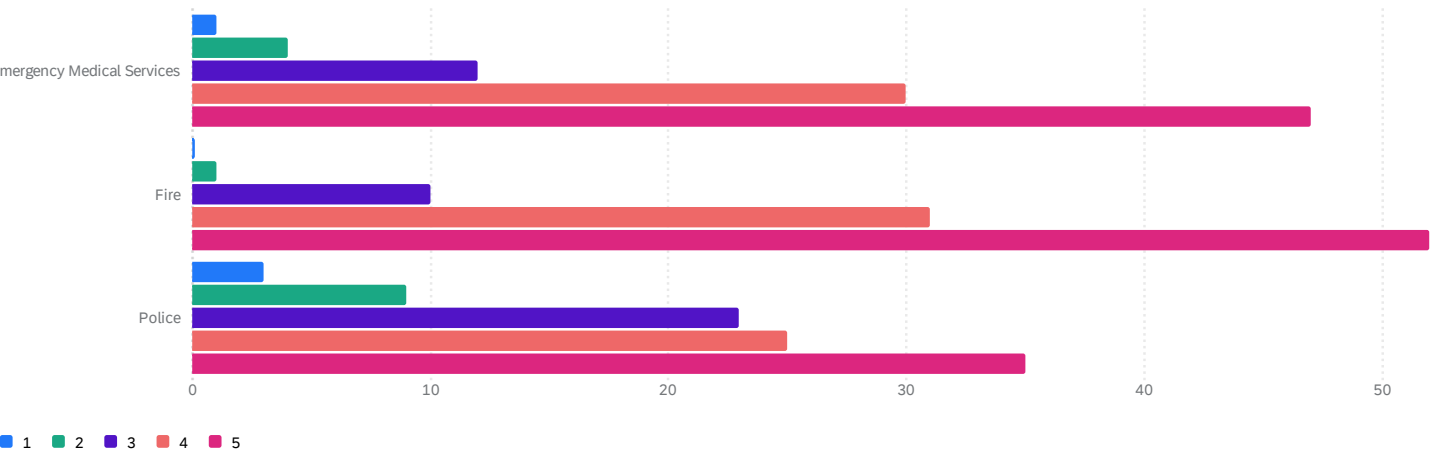
I will probably not use the bus



Other (please specify)

Will not use

How would you rate the following services in Kingsley? (1 being the lowest, 5 being the highest) 95 ⓘ



How would you rate the following services in Kingsley? (1 being the lowest, 5 being the highest) 95 ⓘ

How would you rate the following services in Kingsley? (1 being the lowest,...	1	2	3	4	5
Emergency Medical Services	1	4	12	30	47
Fire	0	1	10	31	52
Police	3	9	23	25	35

How would you rate the following services in Kingsley? (1 being the lowest, 5 being the highest) 95 ⓘ

How would you rate the following services in Kingsley? (1 being the lowest,...	Average	Minimum	Maximum	Count
Police	3.84	1.00	5.00	95
Fire	4.43	2.00	5.00	94
Emergency Medical Services	4.26	1.00	5.00	94

Is there anything specific you'd like to mention about emergency services in Kingsley? 117 ⓘ

Is there anything specific you'd like to mention about emergency services i...

Not to sure haven't needed anything but I am fine with knowing they are property equipped and trained

Never had to use them (thankfully)

The policing for speeding is ridiculous. I live on a very busy well traveled road that is 25 right in the village and multiple times a day people are flying down the road. It's pretty sad. Especially since I am less than a block from the school.

Need more staffing

never needed to use so rated 3 for neutral

i respect the police but gave them a lower rating due to their lack of traffic enforcement in the village and on brownson in particular. emergency medical i rated lower just due to the distance between us and a hospital in the actual event of an emergency.

Is there anything specific you'd like to mention about emergency services i...

We need actual paramedics and fast response time! Better management of the services!

No. They are very good

No

None

I haven't had to deal with them so I don't have much of an opinion.

Is there anything specific you'd like to mention about emergency services i...

It would be nice to have more police patrol in general. Such as down Brownson after Garfield, in neighborhoods.

I have not had to use any of these services (thankfully).

So glad we have them.

Do we have a local police office? The few times I have called out, the officers have arrived from TC. I know we have the facilities up on 113 but not sure about police.

Is there anything specific you'd like to mention about emergency services i...

Thank you to those that do them

The silent dice for 9-11 a few years ago is still thought of and spoken about in our home

More speed patrolling

Thank you

Need to be managed by our own township, own Cheif, have a medic in the community

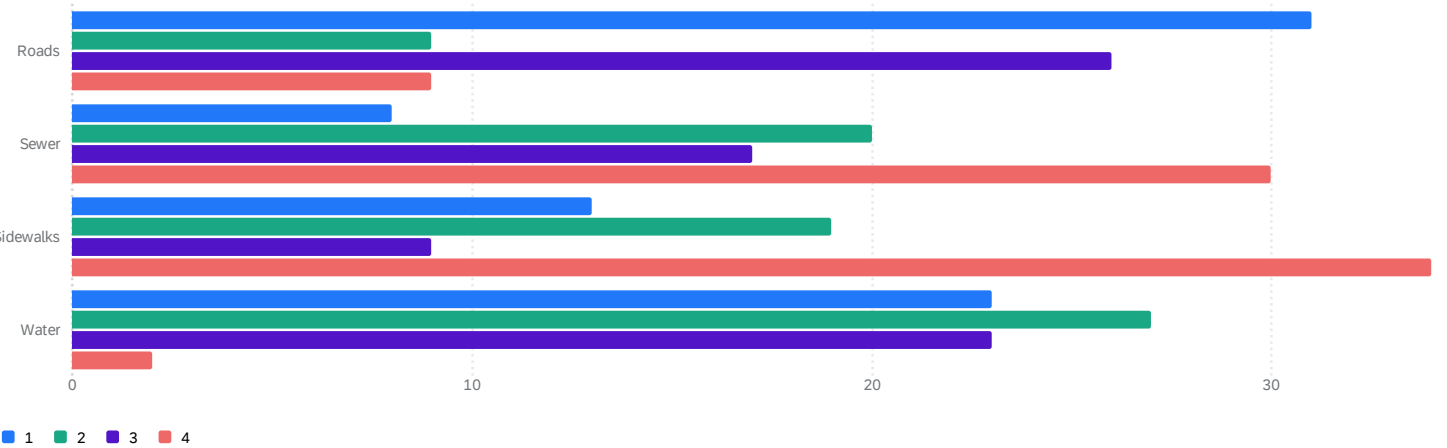
Need more law enforcement on N Brownson Ave. People fly past my house all the time.

Is there anything specific you'd like to mention about emergency services i...

Excellent and helpful

Fire/ambulance do a great job didnt know we have police

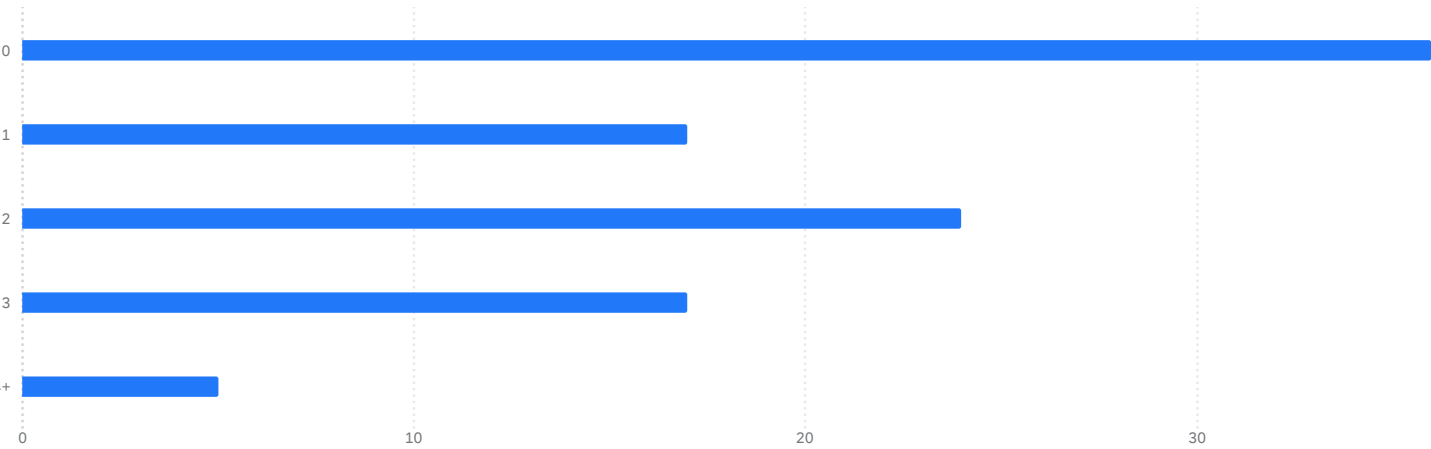
How would you prioritize investment in the following types of infrastructure with 1 being the highest priority and 4 being the lowest? 75 ⓘ



How would you prioritize investment in the following types of infrastructure with 1 being the highest priority and 4 being the lowest? 75 ⓘ

How would you prioritize investment in the following types of infrastrucur...	1	2	3	4
Roads	31	9	26	9
Sewer	8	20	17	30
Sidewalks	13	19	9	34
Water	23	27	23	2

How many children age 18 or under live in your household? 99 ⓘ



How many children age 18 or under live in your household? 99 ⓘ

Q36 - How many children age 18 or under live in your household?	Percentage	Count
0	36%	36
1	17%	17
2	24%	24
3	17%	17
4+	5%	5