

Dashboard

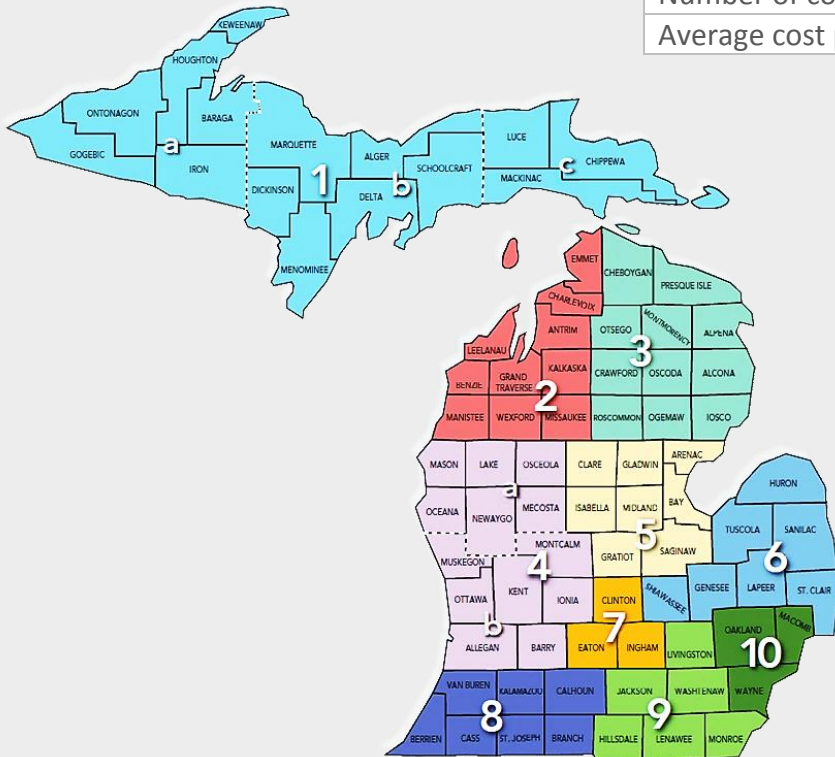
January 11, 2017

Fiscal Year 2014

METRIC	FY 2014 TARGET	FY 2014 ACTUAL	PERCENTAGE OF TARGET OBTAINED
Individuals hired and trained	1,500	1,760	↑ 117%
Current employees trained	3,500	9,292	↑ 194%
Training completion rate*	75%	99%	↑ 136%
Employment retention rate at six months post-training	70%	92%	↑ 127%
Hourly wage at six months post-training	\$13.95	\$31.50	↑ 126%

FY 16 PROGRAM STATISTICS

Estimated leverage funds	\$45,477,023
Number of companies benefitting	210
Average cost per trainee	\$753



AWARDS BY REGION

Region 1	7 Awards	\$315,046
Region 2	6 Awards	\$258,633
Region 3	6 Awards	\$83,449
Region 4	74 Awards	\$2,837,927
Region 5	5 Awards	\$555,879
Region 6	14 Awards	\$311,481
Region 7	22 Awards	\$936,415
Region 8	11 Awards	\$492,736
Region 9	16 Awards	\$723,881
Region 10	22 Awards	\$1,792,720

Statewide Awards: 183
\$8,308,167

*"Training completion rate" Number of individuals actually trained divided by the number of individuals to be trained.

Dashboard

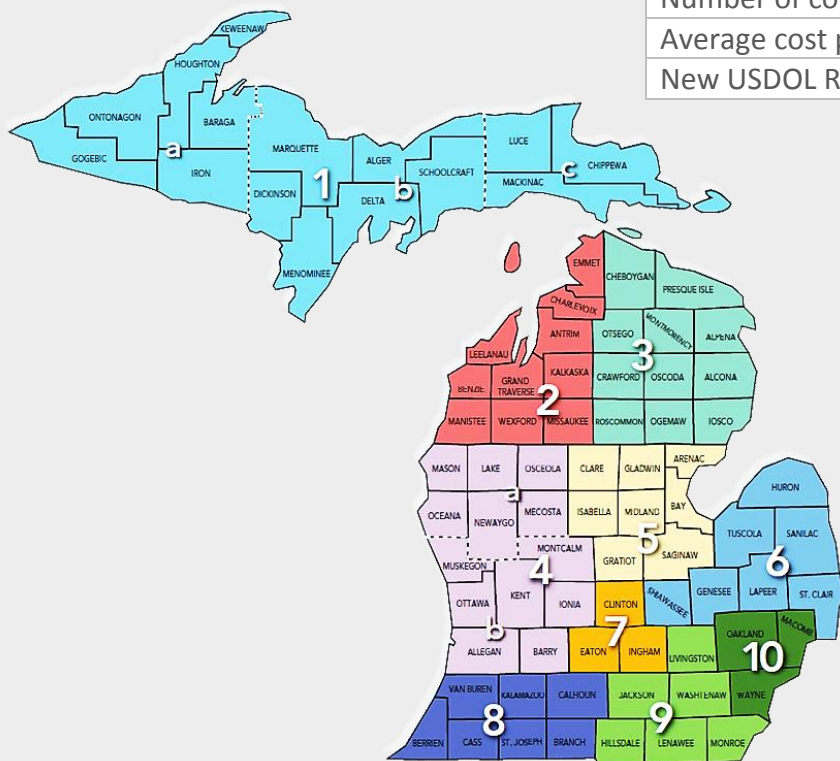
January 11, 2017

Fiscal Year 2015

METRIC	FY 2015 TARGET	FY 2015 ACTUAL	PERCENTAGE OF TARGET OBTAINED
Individuals hired and trained	1,500	2,805	↑ 187%
Current employees trained	3,500	6,907	↑ 197%
Training completion rate*	75%	101%	↑ 135%
Employment retention rate at six months post-training	70%	90%	↑ 129%
Hourly wage at six months post-training	\$13.95	\$21.10	↑ 151%

FY 16 PROGRAM STATISTICS

Estimated leverage funds	\$150,420,389
Number of companies benefitting	333
Average cost per trainee	\$901
New USDOL Registered Apprenticeships (RA)	152



AWARDS BY REGION

Region 1	11 Awards	\$245,935
Region 2	24 Awards	\$600,856
Region 3	12 Awards	\$173,255
Region 4	116 Awards	\$2,962,799
Region 5	15 Awards	\$733,473
Region 6	14 Awards	\$402,744
Region 7	21 Awards	\$779,775
Region 8	27 Awards	\$699,644
Region 9	33 Awards	\$794,316
Region 10	37 Awards	\$1,357,732

Statewide Awards: 309
\$8,750,530

*"Training completion rate" Number of individuals actually trained divided by the number of individuals to be trained.

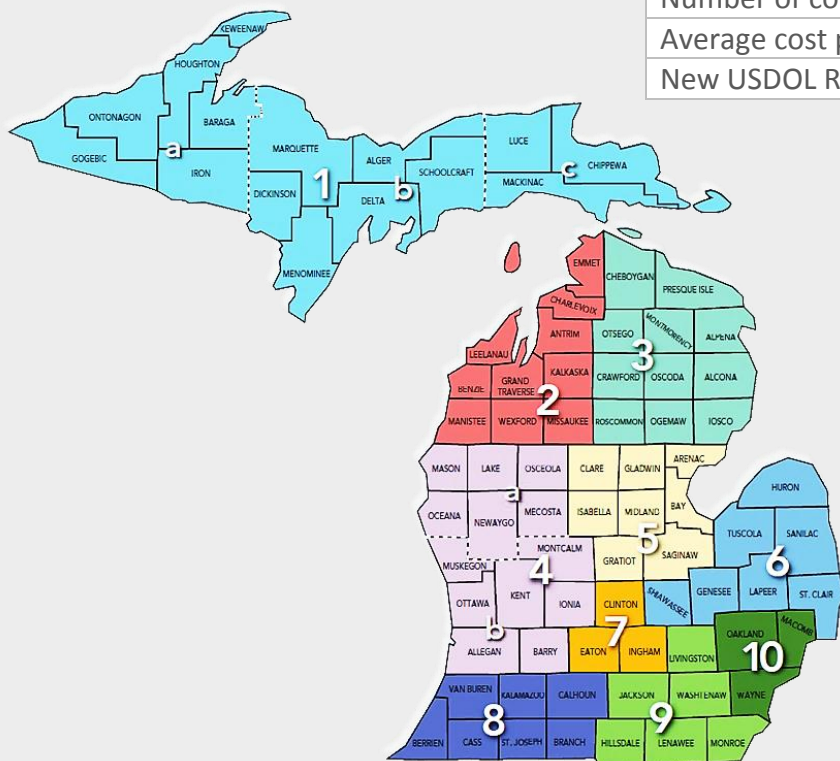
Dashboard

January 11, 2017

Fiscal Year 2016

METRIC	FY 2016 TARGET	FY 2016 ACTUAL	PERCENTAGE OF TARGET OBTAINED
Individuals to be hired and trained	2,650	3,062	↑ 116%
Current employees to be trained	6,000	8,105	↑ 135%
Training completion rate*	80%	105%	↑ 131%
Employment retention rate at six months post-training	80%	86%	↑ 108%
Hourly wage at six months post-training	\$15.95	\$21.90	↑ 137%

FY 16 PROGRAM STATISTICS	
Estimated leverage funds	\$161,707,716
Number of companies benefitting	405
Average cost per trainee	\$1,202
New USDOL Registered Apprenticeships (RA)	288



AWARDS BY REGION		
Region 1	18 Awards	\$294,733
Region 2	32 Awards	\$1,034,884
Region 3	19 Awards	\$265,067
Region 4	92 Awards	\$3,661,915
Region 5	33 Awards	\$1,141,681
Region 6	27 Awards	\$693,541
Region 7	36 Awards	\$1,671,560
Region 8	16 Awards	\$972,080
Region 9	33 Awards	\$1,241,096
Region 10	82 Awards	\$2,444,410

Statewide Awards: 388
\$13,420,967

*"Training completion rate" Number of individuals actually trained divided by the number of individuals to be trained.

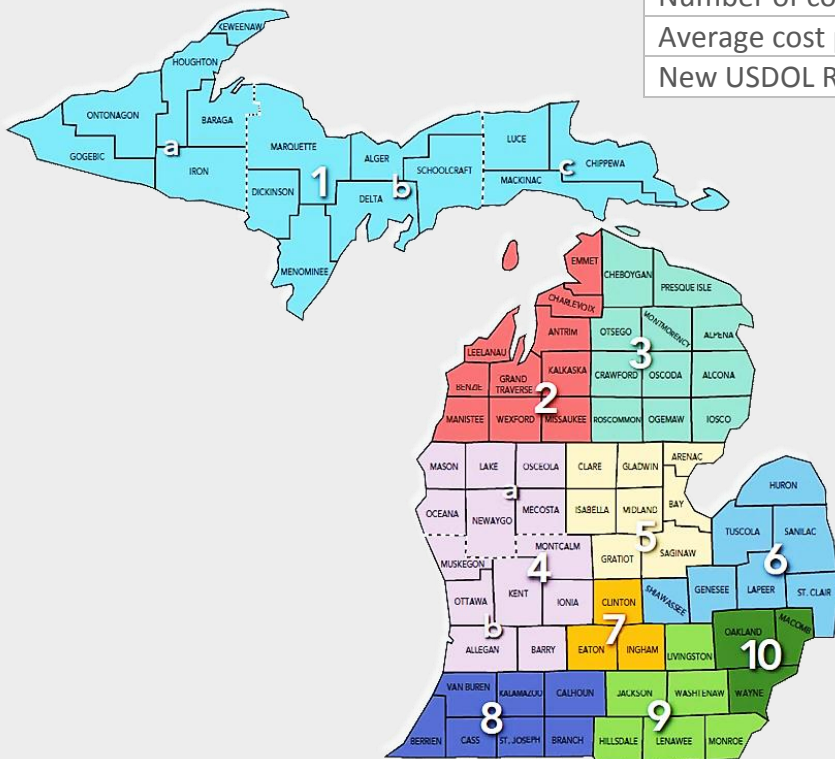
Dashboard

January 11, 2017

Fiscal Year 2017

METRIC	FY 2017 TARGET	FY 2017 ACTUAL	PERCENTAGE OF TARGET OBTAINED
Individuals to be hired and trained	2,650	3,919	↑ 148%
Current employees to be trained	8,000	10,750	↑ 134%
Training completion rate*	80%	To be determined	
Employment retention rate at six months post-training	80%	To be determined	
Hourly wage at six months post-training	\$15.95	To be determined	

FY 17 PROGRAM STATISTICS	
Estimated leverage funds	\$234,393,593
Number of companies benefitting	482
Average cost per trainee	\$1,222
New USDOL Registered Apprenticeships (RA)	824



AWARDS BY REGION		
Region 1	19 Awards	\$343,264
Region 2	25 Awards	\$716,205
Region 3	18 Awards	\$352,149
Region 4	128 Awards	\$5,226,531
Region 5	39 Awards	\$1,657,426
Region 6	32 Awards	\$1,113,419
Region 7	43 Awards	\$1,946,832
Region 8	43 Awards	\$1,274,664
Region 9	27 Awards	\$1,547,194
Region 10	108 Awards	\$3,743,505

Statewide Awards: 482
\$17,921,190

*"Training completion rate" Number of individuals actually trained divided by the number of individuals to be trained.